CAD FILE:

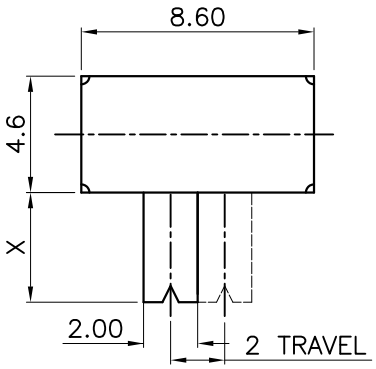

X	
PART NO	vigor
2	G2
3	G3
4	G4
5	G5
6	G6
7	G7
8	G8

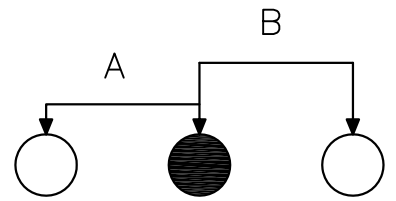

Circuit Diagram

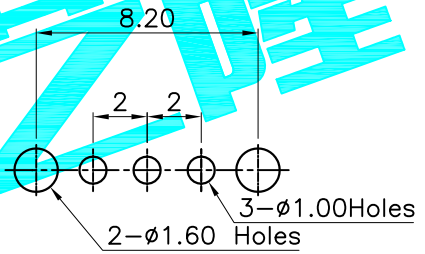

P.C.B Layout

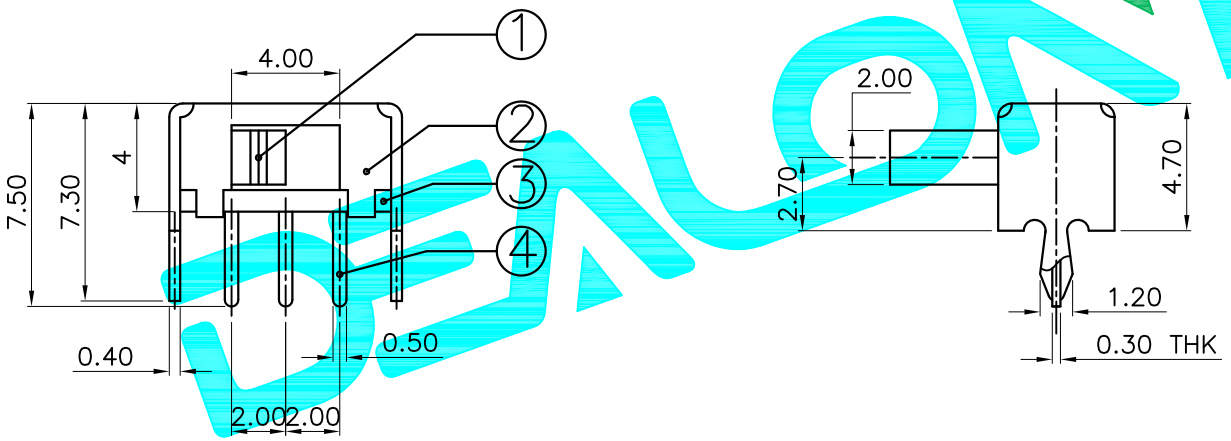

ITEM	PART NAME	QTY.	MATERIAL	FINISHING
⑤	Contact	1	Phosphor Bronze	Ag Plated
④	Terminal	3	Brass Strip	Ag Plated
③	Base	1	Phenolic Resin	Natural
②	Frame	1	Spcc	Ni Plated
①	Knob	1	POM	Black

APPROVALS		DATE	DEALON德艺隆® ELECTRONICS CO.,LTD
DRAWN	G.M.Chen	2015/6/26	
CHECKED			TITLE: VERTICAL SLIDE SWITCHES
APPROVALS			PART NO. SK−12D02−VGX

ECN NO.	REV.	DATE.	DESCRIPTION.	CHANGE.	CHECK.	APPRO.
	A		NEW			

TOLERANCES ARE			ANGLE	UNIT: mm	SCALE: 1:1	SHEET 1 OF 1
	30~以上	±0.30				
	10~30	±0.20				
	5~10	±0.15	±2°	DRAWING NO.		PROJ:
	~ 5	±0.10				

DEALON德艺隆®