



# BAV3004W

## HIGH VOLTAGE SURFACE MOUNT SWITCHING DIODE

**VOLTAGE** 350 Volts **POWER** 410 mWatts **SOD-123** Unit: inch (mm)

### FEATURES

- Fast Switching Speed
- Surface Mount Package Ideally Suited for Automatic Insertion
- High Conductance
- High Reverse Breakdown Voltage Rating
- In compliance with EU RoHS 2002/95/EC directives

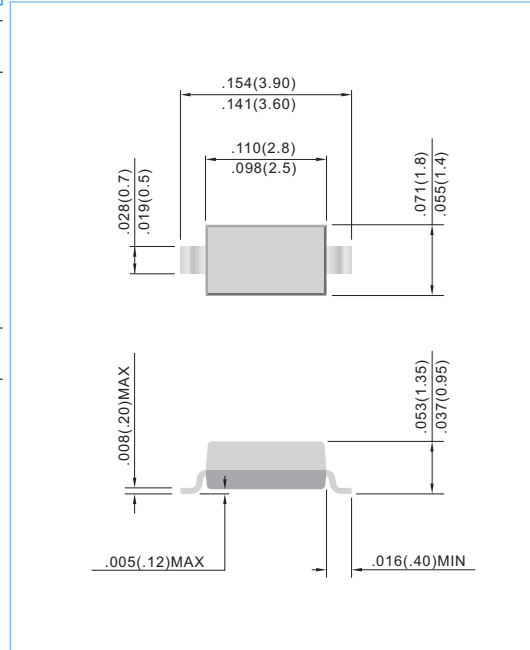
### MECHANICAL DATA

Case: SOD-123, Plastic

Terminals: Solderable per MIL-STD-750, Method 2026

Approx. Weight: 0.0102 grams

Marking: 34W



### MAXIMUM RATINGS(T<sub>A</sub>=25°C, unless otherwise specified)

CHARACTERISTIC	SYMBOL	VALUE	UNIT
Repetitive Peak Reverse Voltage	V <sub>RRM</sub>	350	V
RMS Reverse Voltage	V <sub>R(RMS)</sub>	240	V
Forward Continuous Current (Note 1)	I <sub>F</sub>	200	mA
Non-Repetitive Peak Forward Surge Current @ t=1.0μs @ t=1.0s	I <sub>FSM</sub>	4.0 1.0	A
Power Dissipation (Note 1)	P <sub>d</sub>	410	mW
Thermal Resistance Junction to Ambient Air (Note 1)	R <sub>ΘJA</sub>	500	°C/W
Operating and Storage Temperature Range	T <sub>J</sub> , T <sub>STG</sub>	-65 to + 150	°C

Notes : 1. Part mounted on FR-4 board with recommended pad layout.



## BAV3004W

### ELECTRICAL CHARACTERISTICS( $T_A=25^{\circ}\text{C}$ , unless otherwise specified, per element)

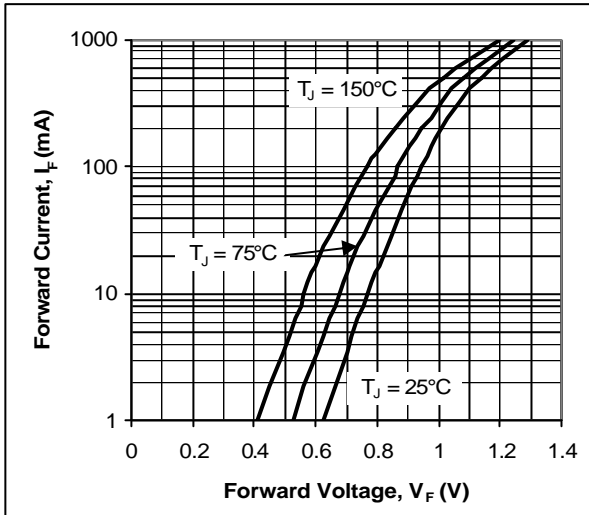
CHARACTERISTIC	SYMBOL	MIN	TYP	MAX	UNIT	TEST CONDITION
Reverse Breakdown Voltage (Note 2)	$V_{BR}$	350	-	-	V	$I_R=150\mu\text{A}$
Forward Voltage (Note 2)	$V_F$	-	0.78 0.93 1.03	0.87 1.0 1.25	V	$I_F=20\text{mA}$ $I_F=100\text{mA}$ $I_F=200\text{mA}$
Reverse Current (Note 2)	$I_R$	-	30 35	100 100	nA $\mu\text{A}$	$V_R=240\text{V}$ $V_R=240\text{V}, T_J=150^{\circ}\text{C}$
Total Capacitance	$C_T$	-	1.0	5.0	pF	$V_R=0\text{V}, f=1.0\text{MHz}$
Reverse Recovery Time	$t_{rr}$	-	-	50	ns	$I_F=I_R=30\text{mA}$ $I_{rr}=3.0\text{mA}, R_L=100\Omega$

Notes : 2. Short duration test pulse used to minimize self-heating effect

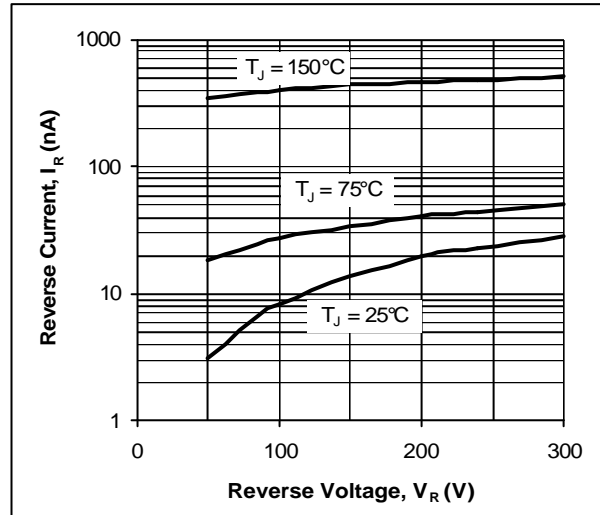


# BAV3004W

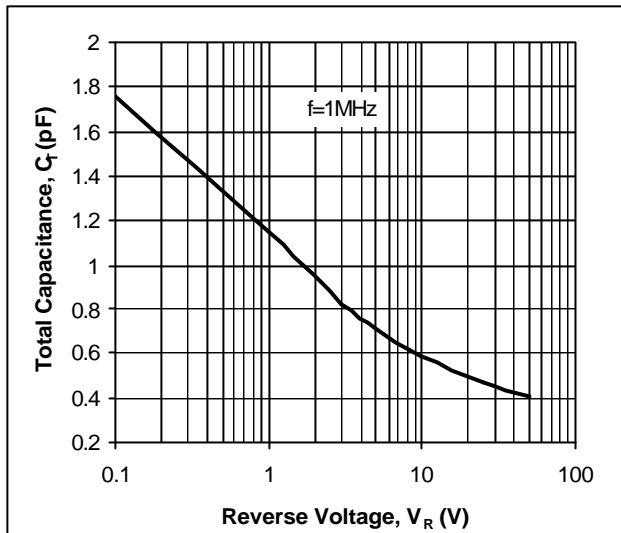
## ELECTRICAL CHARACTERISTICS CURVES



**Fig. 1. Typical Forward**



**Fig. 2. Typical Reverse**

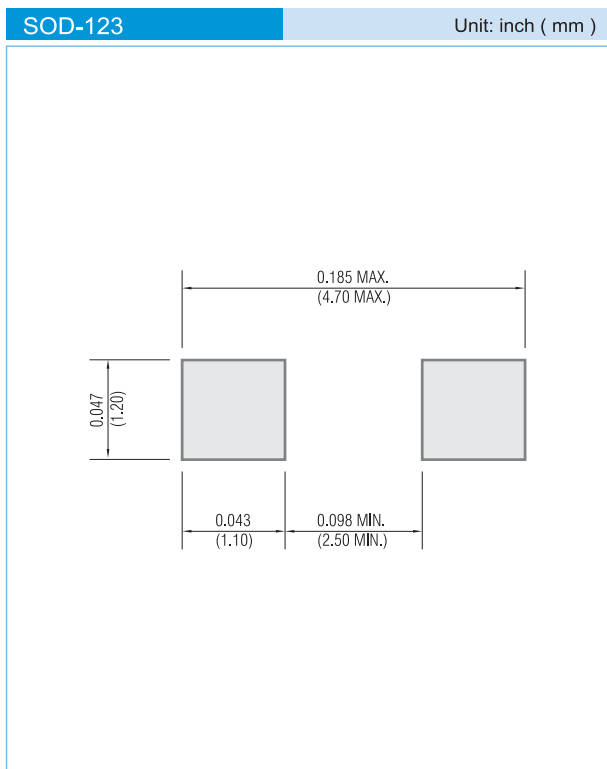


**Fig. 3. Typical Capacitance**



# BAV3004W

## MOUNTING PAD LAYOUT



### ORDER INFORMATION

- Packing information
  - T/R - 10K per 13" plastic Reel
  - T/R - 3K per 7" plastic Reel

### LEGAL STATEMENT

#### Copyright PanJit International, Inc 2009

The information presented in this document is believed to be accurate and reliable. The specifications and information herein are subject to change without notice. Pan Jit makes no warranty, representation or guarantee regarding the suitability of its products for any particular purpose. Pan Jit products are not authorized for use in life support devices or systems. Pan Jit does not convey any license under its patent rights or rights of others.