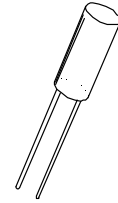




## CY39, CY310 Crystals



- Cylindrical Crystals in MHz and kHz Range
- Available in 2 Sizes and Frequency Ranges,  
CY39: 3x9mm, CY310: 3x10mm

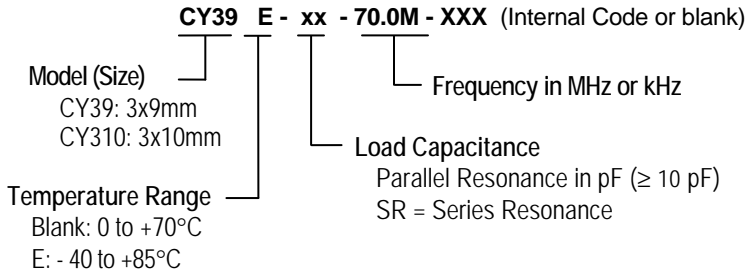
**30 kHz – 150 kHz**  
**3.500 MHz – 70.000 MHz**

### Standard Specifications

Frequency Range	CY310: 3.500 to 3.999 MHz, CY39: 30 to 150 kHz and 4.000 to 70.000 MHz
Calibration Frequency Tolerance at 25°C	± 50 PPM is standard, tighter tolerances available
Operating Temperature Range (OTR)	0 to +70°C is standard, but can be extended to -40 to +85°C
Frequency Stability (FS) over OTR	± 50 PPM is standard, tighter tolerances available
Drive Level	100 mW is standard, customer may specify
Aging at 25°C	± 5 PPM per year is standard, customer may specify ± 1 PPM
Shunt Capacitance	7 pF maximum

### Part Numbering Guide

Portions of the part number that appear after the frequency may not be marked on part (C of C provided)



### ESR Values

Oscillation Mode	Frequency Range (MHz)	Maximum ESR (Ohms)
Fundamental AT Cut	30 – 150 kHz	50k
	3.500 – 3.999	200
	4.000 – 5.999	150
	6.000 – 9.999	100
3rd Overtone AT Cut	10.000 – 30.000	50
	30.001 – 35.999	100
AT Cut	36.000 – 70.000	80

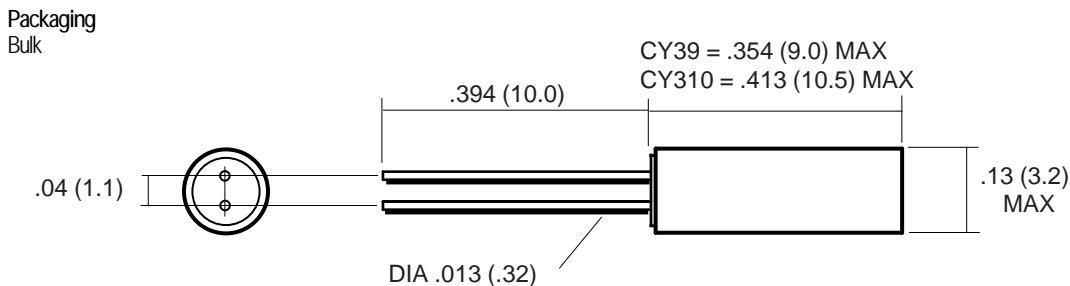
Consult factory for lower ESR

Consult factory for available frequencies and specs.

Not all options available for all frequencies. A special part number may be assigned.

### Mechanical: inches (mm) not to scale

Due to part size and factory abilities, part marking may vary from lot to lot and may contain our part number or an internal code.



July 2002