

M1516HCT-P-EXT

L1 GPS GLONASS PASSIVE ANTENNA

Ordering Part #:
 100-00114-01: TNC
 100-00114-02: SMA
 100-00114-03: SMB
 100-00114-04: MCX



Description

The M1516HCT-P-EXT is a dual band, high performance antenna designed for both GPS and GLONASS, and built on Maxtena proprietary Helicore® technology. This technology provides exceptional pattern control, polarization purity and high efficiency in a very compact form factor. The M1516HCT-P-EXT is an external magnet mount antenna, featuring a 1,500 mm LRM100 coaxial cable with integrated connector. This product is ideal for applications requiring high quality reception of both GPS and GLONASS signals.

Electrical Specifications

Parameter	Design Specifications
Frequency	1575 MHz (GPS) 1602 MHz (GLONASS)
Polarization	RHCP
Antenna element peak gain	1.5 dBic (GPS) 1.5 dBic (GLONASS)
Axial Ratio	0.5 dB (typical) / 1 dB (max)
VSWR	1.5 (max)
Impedance	50 Ohm
Operating temp.	from -40°C to 85°C
RF connector	TNC, SMA, SMB, or MCX
Overall dimensions	52.20 mm (height) x 36 mm (diameter)
Weight	52 grams

Features

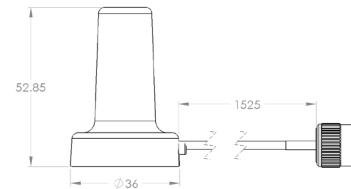
- Very low axial ratio
- Ground plane independent
- Magnet mount
- 1,500 mm LRM100 coaxial cable
- TNC, SMA, SMB, MCX connector

Applications

- Vehicle and fleet tracking
- Military & security
- Asset tracking
- Oil & gas industries
- Navigation devices
- Mining equipment
- LBS & M2M applications
- Handheld devices
- Law enforcement

Mechanical Specifications

dimensions are in mm



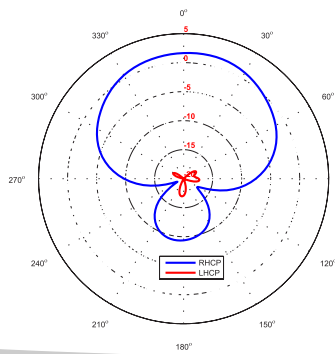
GPS Band Typical Performance

Parameter	Design Specifications
Antenna element peak gain	1.5 dBic (typical)
Efficiency	40% (typical)
Axial Ratio (@ Zenith)	0.5 dB (max)

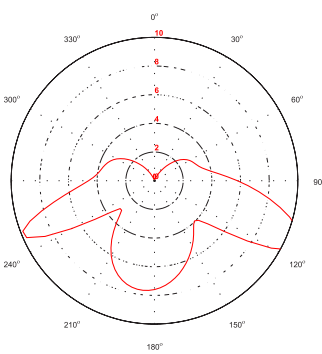
GLONASS Band Typical Performance

Parameter	Design Specifications
Antenna element peak gain	1.5 dBic (typical)
Efficiency	40% (typical)
Axial Ratio (@ Zenith)	0.5 dB (max)

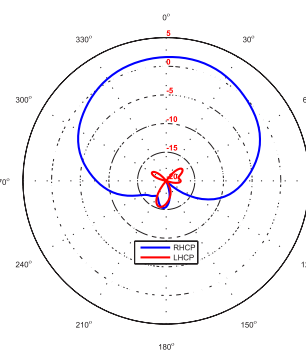
GPS RHCP Gain



GPS Axial Ratio



GLONASS RHCP Gain



GLONASS Axial Ratio

