


# Coaxial Low Pass Filter

DC to 80 MHz

**NEW!**  
VLF-80



CASE STYLE: FF704  
PRICE: \$ 19.95 ea. QTY (10-24)

## Maximum Ratings

Operating Temperature	-55°C to 100°C
Storage Temperature	-55°C to 100°C
RF Power Input	8.5*W max. at 25°C
DC Current Input to Output	0.5A max. at 25°C

\*Passband rating, derate linearly to 3.5W at 100°C ambient.

## Features

- low cost
- small size
- 7 sections
- temperature stable
- patent pending

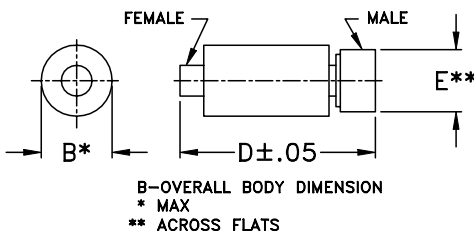
## Applications

- harmonic rejection
- transmitters/receivers

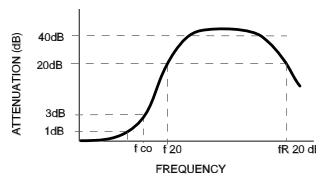
## Low Pass Filter Electrical Specifications (T<sub>AMB</sub>=25°C)

MODEL NO.	PASSBAND (MHz) (loss < 1 dB) Max.	f <sub>co</sub> , MHz Nom. (loss 3 dB) Typ.	STOP BAND (MHz) (loss, dB)			VSWR (:1)		NO. OF SECTIONS
			f 20 Min.	40 Typ.	f <sub>r</sub> 20 Typ.	Stopband Typ.	Passband Typ.	
VLF-80	DC-80	145	190	215-1550	4500	20	1.2	7

## Outline Drawing



## typical frequency response



## schematic



## Typical Performance Data at 25°C

Frequency (MHz)	Insertion Loss (dB)	VSWR (:1)
1.00	0.22	1.05
51.00	0.59	1.15
75.00	0.81	1.22
100.00	1.14	1.18
145.00	3.27	2.06
165.00	6.35	2.22
190.00	29.96	6.35
200.00	33.16	7.47
215.00	41.46	8.23
500.00	44.42	38.61
1050.00	48.99	108.58
1550.00	46.23	56.04
2050.00	36.35	26.74
3050.00	37.33	42.38
4750.00	20.80	18.30

## Outline Dimensions (inch/mm)

B	D	E	wt.
.410	1.43	.312	grams
10.41	36.32	7.92	10.0

