

**FEATURES :**

- 24PIN SMD Package
- High Efficiency up to 85%
- Unregulated & Regulated Output Types
- Low Ripple & Noise
- Internal SMD Construction
- Industry Standard Pinout
- Operating Temperature:-40°C TO +85°C
- No External Component Required

Specifications typical at TA=25°C, nominal input voltage and rated output current unless otherwise specified

Part Number	Output Voltage	Output Current	Efficiency	Recognized By UL 60950-1
	Vdc	mA	%Typ	
43D-XXS05RNL	5	360	58	43D-05S05NNL 43D-05S24NNL 43D-09S05NNL 43D-24S05NNL 43D-24S24NNL
43D-XXS05NNL	5	360	70	
43D-XXD05NNL	±5	±180	70	
43D-XXS09RNL	9	200	60	
43D-XXS09NNL	9	200	70	
43D-XXD09NNL	±9	±100	70	
43D-XXS12RNL	12	150	60	
43D-XXS12NNL	12	150	75	
43D-XXD12RNL	±12	±75	60	
43D-XXD12NNL	±12	±75	75	
43D-XXS15RNL	15	120	60	
43D-XXS15NNL	15	120	75	
43D-XXD15RNL	±15	±60	60	
43D-XXD15NNL	±15	±60	75	
43D-XXS24RNL	24	75	60	
43D-XXS24NNL	24	75	80	
43D-XXD24RNL	±24	±38	60	
43D-XXD24NNL	±24	±38	80	

**Note:**

- 1."XX" Is Input Voltage :05=5Vdc,09=9Vdc,12=12Vdc,15=15Vdc,24=24Vdc.
- 2.The input voltage increases, there will be an increase in efficiency.

**Input Specifications**

Parameters	Conditions	Min	Typ	Max	Units
Voltage Tolerance	Vo,Io Nom			±10	%
Filter	Capacitor				

YUAN DEAN SCIENTIFIC



DC-DC Converter

43D SERIES

1.8Watt

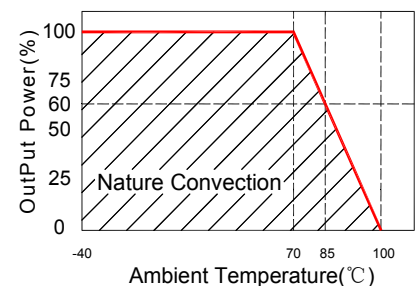
0.5KV Isolated

Single & Dual Output

SMD



Temperature Derating Graph



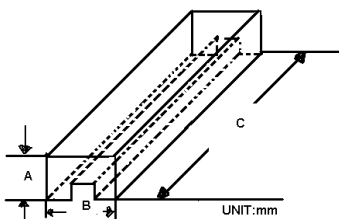
Output Specifications

Parameters	Conditions	Min	Typ	Max	Units
Voltage Tolerance	100% full load			±5	%
Short Circuit Protection	Regulated (Continuous)				
Short Circuit Protection	Unregulated (Short Trem)			1	Sec
Line Regulation	Regulated			±0.3	%
Load Regulation	Regulated			±0.5	%
Ripple & Noise	BW=DC To 20MHz			50	mVp-p
Line Regulation	Unregulated (For 1% of Vin)		1.2		%
Load Regulation	Unregulated (20% To 100% F.L)			10	%
Transient response setting time	50% load step change		350		us

General Specifications

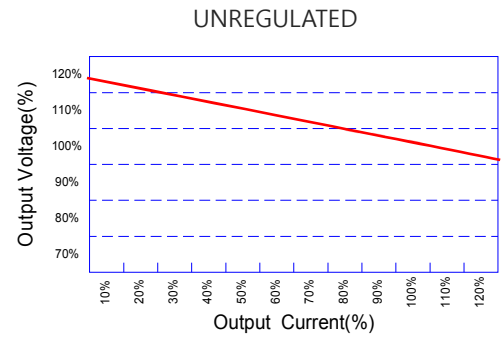
Parameters	Conditions	Min	Typ	Max	Units
Isolation Resistance	500Vdc	1000			MΩ
Switching Frequency	Full load, nominal input		50		KHz
Operating Temperature		-40		+85	°C
Humidity	Non Condensing			95	%
Cooling	Free air Convection				
Case material	DAP				
MTBF	MIL-HDBK-217F@25°C (Unregulated)	2500000			Hours
MTBF	MIL-HDBK-217F@25°C (Regulated)	1500000			Hours
Weight			8.9		g
Dimensions		33.02X14.73X10.70			mm

Packaging



Size(mm)		
A	B	C
18.71	23.00	522

Tolerance Envelope Graph

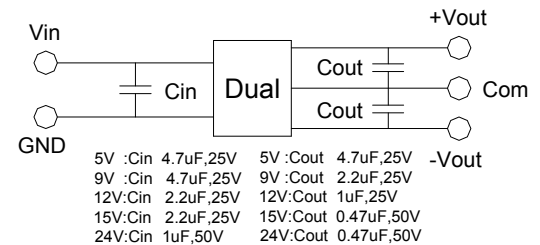
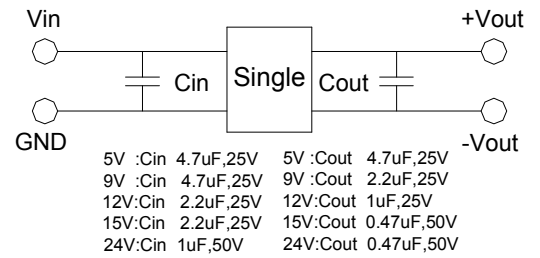


Part Number

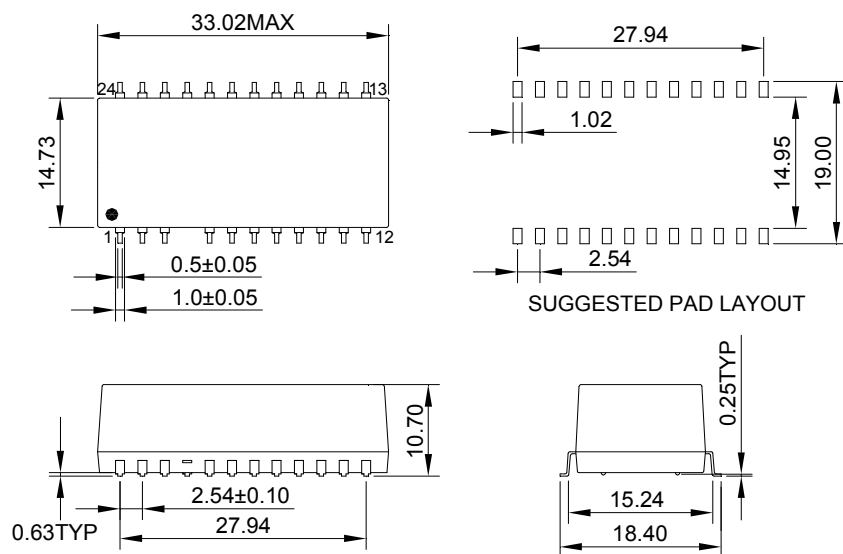
43D - 05 S 05 R NL  
A B C D E F

- A:Series
- B:Input Voltage
- C:Single(S)Dual(D)
- D:Output Voltage
- E:Regulated(R)Unregulated(N)
- F:RoHS Version

Recommended Test Circuit



Markings and dimensions



Unit : mm Unless otherwise specified, all tolerances are ±0.25

PIN Connection

PIN	1,24	2	3	10	11,14	12,13	15	22	23	Other
Single	+Vin	NC	NC	-Vout	+Vout	-Vin	-Vout	NC	NC	NC
Dual	+Vin	-Vout	Com	Com	+Vout	-Vin	Com	Com	-Vout	NC