

Specifications

Contact Resistance:	20mΩ max. at 100mA DC
Insulation Resistance:	1,000MΩ min at 500V
Withstanding Voltage:	500V AC
Current Rating:	1A
Operating Temp. Range:	-40°C to +105°C
Soldering Temp.:	230°C / 3 sec.

Materials and Finish

Insulator:	Nylon 6T, glass reinforced, UL 94V-0 rated
Terminals:	Phosphor bronze
Contact Plating:	Au Flash



Features

- Pin count from 6 to 80


Part Number (Details)

ZS4A - ** G2

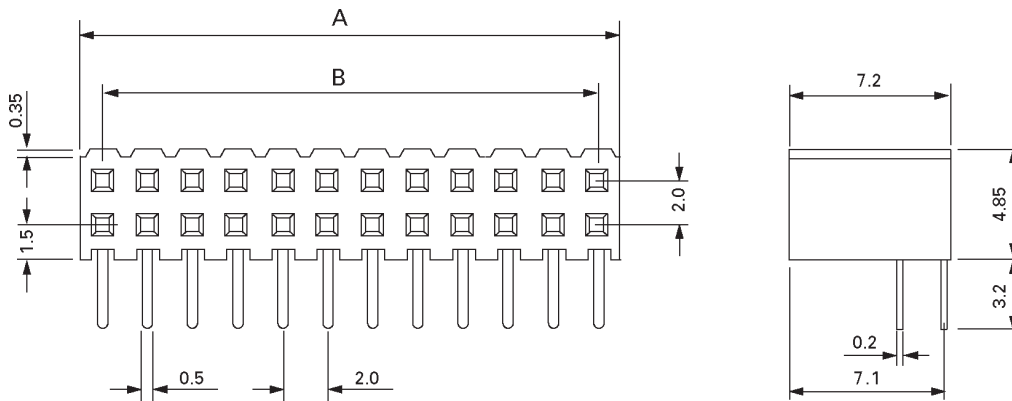
Series No.

No. of Contact Pins
(8 to 80)

Mating Face Plating:
G2 = Gold Flash

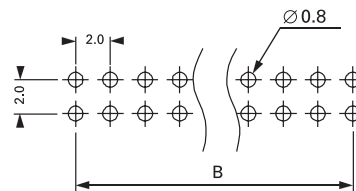


Outline Connector Dimensions



Recommended PCB Layout

Top View



Part Number	Dim. A	Dim. B	Part Number	Dim. A	Dim. B
ZS4A-06-G2	6.50	4.0	ZS4A-44-G2	44.50	42.0
ZS4A-08-G2	8.50	6.0	ZS4A-46-G2	46.50	44.0
ZS4A-10-G2	10.50	8.0	ZS4A-48-G2	48.50	46.0
ZS4A-12-G2	12.50	10.0	ZS4A-50-G2	50.50	48.0
ZS4A-14-G2	14.50	12.0	ZS4A-52-G2	52.50	50.0
ZS4A-16-G2	16.50	14.0	ZS4A-54-G2	54.50	52.0
ZS4A-18-G2	18.50	16.0	ZS4A-56-G2	56.50	54.0
ZS4A-20-G2	20.50	18.0	ZS4A-58-G2	58.50	56.0
ZS4A-22-G2	22.50	20.0	ZS4A-60-G2	60.50	58.0
ZS4A-24-G2	24.50	22.0	ZS4A-62-G2	62.50	60.0
ZS4A-26-G2	26.50	24.0	ZS4A-64-G2	64.50	62.0
ZS4A-28-G2	28.50	26.0	ZS4A-66-G2	66.50	64.0
ZS4A-30-G2	30.50	28.0	ZS4A-68-G2	68.50	66.0
ZS4A-32-G2	32.50	30.0	ZS4A-70-G2	70.50	68.0
ZS4A-34-G2	34.50	32.0	ZS4A-72-G2	72.50	70.0
ZS4A-36-G2	36.50	34.0	ZS4A-74-G2	74.50	72.0
ZS4A-38-G2	38.50	36.0	ZS4A-76-G2	76.50	74.0
ZS4A-40-G2	40.50	38.0	ZS4A-78-G2	78.50	76.0
ZS4A-42-G2	42.50	40.0	ZS4A-80-G2	80.50	78.0