

6

5

4

3

2

1

MATERIAL AND FINISH:

Insulator: Impact resistance Polypropylene, black, UL-94V-HB rated

PDSN-21A (wire leads): PVC, 26 AWG

Contact & terminals:

PDSN-21B: Brass, Nickel plated

PDSN-21C: Brass, Nickel plated

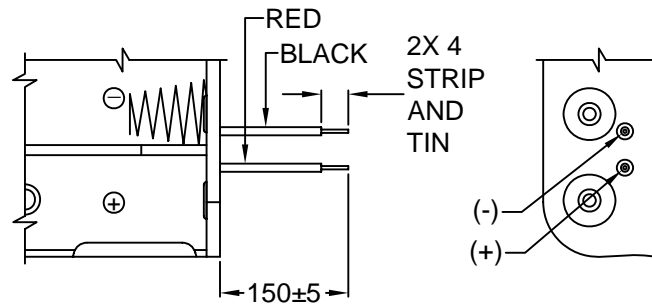
PDSN-21D: Steel, Nickel plated

Spring: Spring Steel, Nickel plated imbedded in Polypropylene

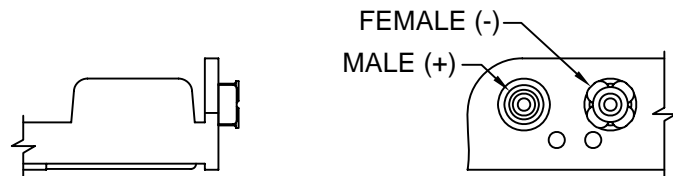
ENVIRONMENTAL:

Operating temperature: -5°C to +83°C

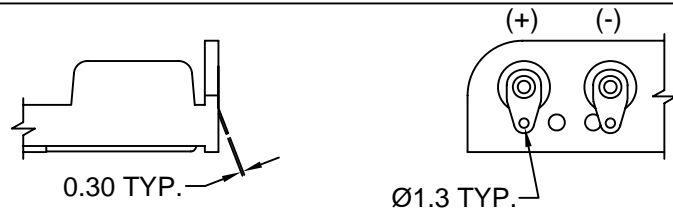
**RoHS
COMPLIANT**



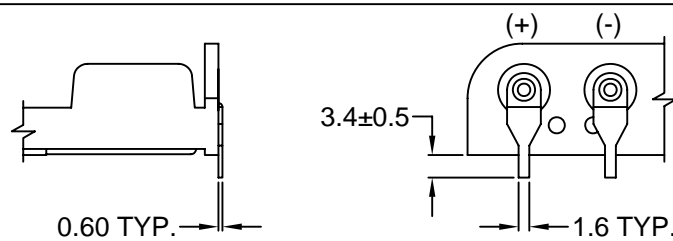
PDSN-21A WIRE LEADS



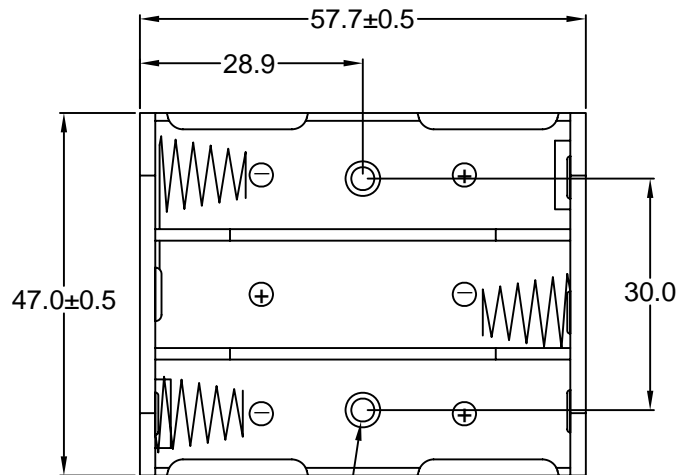
PDSN-21B SNAP TERMINAL



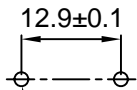
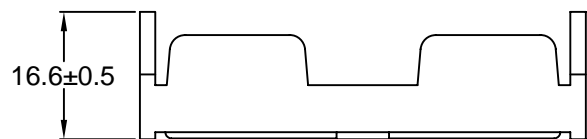
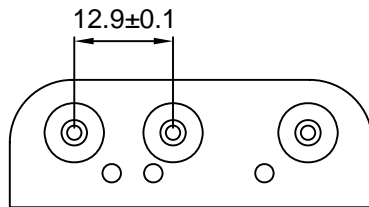
PDSN-21C SOLDER LUGS



PDSN-21D PCB PINS



2X Ø3.0



RECOMMENDED
PCB LAYOUT FOR
PDSN-21D

REV	DATE	CHANGE	CHNG CHECK APPR			
			SLS	LH	SS	PB
A	6/98	DIM 30.0 WAS 27.0	SLS	LH	SS	PB
B	10/99	UPDATE DWG & ADD TOL.	TD	JJ	JJ	TD
C	7/10/00	UPDATED DRAWING	PB	JJ	JJ	TD
D	04/05/02	REVISED / UPDATED	GQ	TD	TD	PB

TOLERANCE UNLESS OTHERWISE SPECIFIED	
X	± 1
X.X	± 0.4
X.XX	± 0.20

DRAWN BY	TM	DATE:	3/21/94
CHECK BY	JJ	DATE:	10/14/99
APPR BY	SS	DATE:	10/14/99

Power Dynamics, Inc.

Phone: 973 560-0019 Whippany, New Jersey Fax: 973 560-0076

PART: 3 CELL TYPE "AA" BATTERY HOLDER
SIDE BY SIDE

PART #: PDSN-21X		SHEET 1 of 1
SIZE: A	ALL DIMENSIONS FOR REFERENCE ONLY DIMENSIONS ARE IN MILLIMETERS	REV: D
SCALE: NTS		

D

C

B

A

6

5

4

3

2

1