

**INTRODUCE:**

HVGT high voltage axial lead rectifier assembly is made of high quality silicon wafer chip and high reliability epoxy resin sealing structure, and through professional testing equipment inspection qualified after to customers.

**FEATURES:**

1. High reliability design.
2. Very high voltage.
3. High frequency, Fast recovery.
4. Conform to RoHS and SGS.
5. Epoxy resin molded in vacuum Have anticorrosion in the surface.

**APPLICATIONS:**

1. High voltage multiplier circuit
2. electrostatic precipitators.
3. General purpose high voltage rectifier.
4. X-ray machines.


**MECHANICAL DATA:**

1. Case: epoxy resin molding.
2. Terminal: radial welding lead.
3. Net weight: 11.0 grams (approx).

**SHAPE DISPLAY:**

**SIZE: (Unit:mm)**
**HVGT NAME: HVR-101255H**
**HVR-101255H Series**

Lead Diameter 1.20mm ±0.02

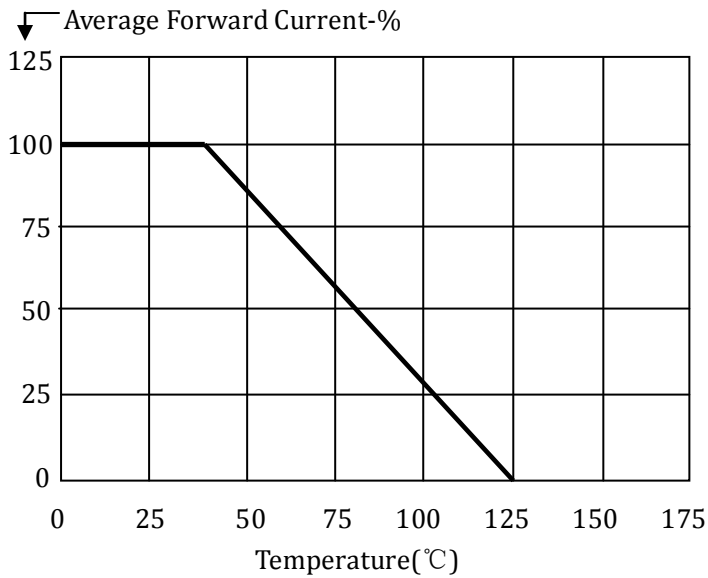

**MAXIMUM RATINGS AND CHARACTERISTICS: (Absolute Maximum Ratings)**

Items	Symbols	Condition	Data Value	Units
Repetitive Peak Reverse Voltage	$V_{RRM}$	$T_A=25^{\circ}C$	15	kV
Non-Repetitive Peak Reverse Voltage	$V_{RSM}$	$T_A=25^{\circ}C$	18	kV
Average Forward Current Maximum	$I_{FAVM}$	$T_A=40^{\circ}C$	1.0	A
		$T_{OIL}=55^{\circ}C$	1.5	A
Non-Repetitive Forward Surge Current	$I_{FSM}$	$T_A=25^{\circ}C$ ; 50Hz Half-Sine Wave; 8.3ms	20	A
Junction Temperature	$T_J$		125	$^{\circ}C$
Allowable Operation Case Temperature	$T_c$		-40~+125	$^{\circ}C$
Storage Temperature	$T_{STG}$		-40~+150	$^{\circ}C$

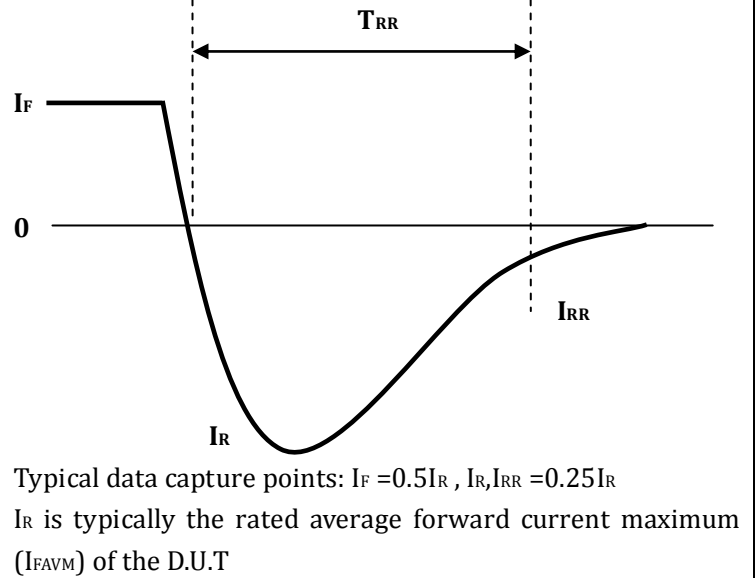
**ELECTRICAL CHARACTERISTICS:  $T_A=25^{\circ}C$  (Unless Otherwise Specified)**

Items	Symbols	Condition	Data value	Units
Maximum Forward Voltage Drop	$V_{FM}$	at $25^{\circ}C$ ; at $I_{FAVM}$	21.6	V
Maximum Reverse Current	$I_{R1}$	at $25^{\circ}C$ ; at $V_{RRM}$	2.0	$\mu A$
	$I_{R2}$	at $100^{\circ}C$ ; at $V_{RRM}$	50	$\mu A$
Maximum Reverse Recovery Time	$T_{RR}$	at $25^{\circ}C$ ; $I_f=0.5I_R$ ; $I_R=I_{FAVM}$ ; $I_{RR}=0.25I_R$	100	nS
Junction Capacitance	$C_J$	at $25^{\circ}C$ ; $V_R=0V$ ; $f=1MHz$	--	pF

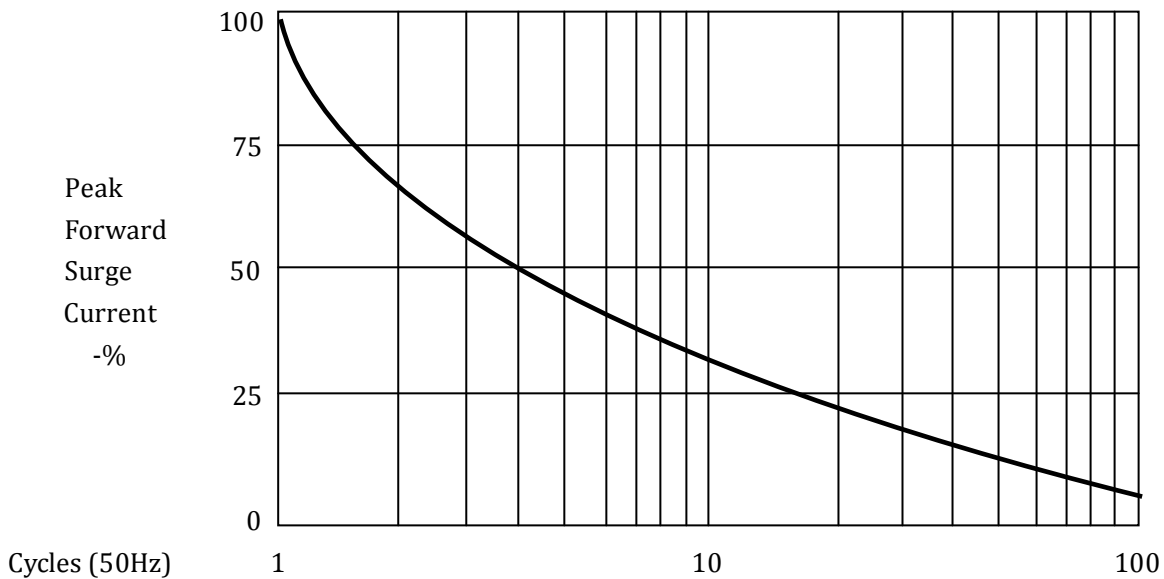
**Forward Current Derating Curve**




**Reverse Recovery Measurement Waveform**



**Non-Repetitive Surge Current**



**MARKING:**

Type	Code	Cathode Mark
HVR5510F15	HVR5510F15 HVGT	

**MODEL NOTE:**

Type	Chip	$I_{F(AV)}$	$T_{RR}$	$V_{RRM}$
<b>HVR</b>	<b>55</b>	<b>10</b>	<b>F</b>	<b>15</b>
Radial Lead Assembly Series	Structure	1.0A	(U)75ns (F)100ns (S) Standard Recovery Time	15kV