

NOTES:

1. MATERIALS AND FINISHES:
 BODY AND BAYONET SLEEVE - BRASS, NICKEL PLATING
 OUTER CONTACT - BeCu, NICKEL PLATING
 CONTACT - PHOSPHOR BRONZE, GOLD PLATING
 FERRULE - COPPER, NICKEL PLATING
 INSULATOR - PTFE
2. ELECTRICAL:
 A. IMPEDANCE: 75 OHM
 B. FREQUENCY RANGE: DC - 4 GHz
 C. RETURN LOSS: 30 dB MIN @ 3 GHz
 D. DIELECTRIC WITHSTANDING VOLTAGE: 1000 VRMS, MIN.
 E. INSULATION RESISTANCE: 10,000 MΩ MIN
3. MECHANICAL:
 A. DURABILITY: 500 CYCLES MIN.
 B. TEMPERATURE RANGE: -65° C TO +165° C
4. ENVIRONMENTAL:
 A. THERMAL SHOCK PER MIL-STD-202 METHOD 107
 TEST CONDITION B (EXCEPT HIGH TEMP @200°C)
 B. VIBRATION: MIL-STD-202 METHOD 204 TEST CONDITION B
 C. SHOCK: MIL-STD-202 METHOD 213 TEST CONDITION B
 D. CORROSION: MIL-STD-202 METHOD 101
 TEST CONDITION B 5% SALT SOLUTION
5. PACKAGING:
 A. QUANTITY: SINGLE PACK
 B. MARKING: BAG TO BE MARKED:
 "AMPHENOLRF, 34-1027 DATE CODE"
6. HIGH DENSITY INSTALLATION/REMOVAL TOOL: 227-T2000
7. CABLE ASSEMBLY INSTRUCTIONS:
 A. TRIM CABLE AS SHOWN.
 B. CRIMP CONTACT TO CABLE CENTER CONDUCTOR
 WITH .042 INCH SQUARE DIE
 C. CRIMP FERRULE WITH .255 INCH HEX

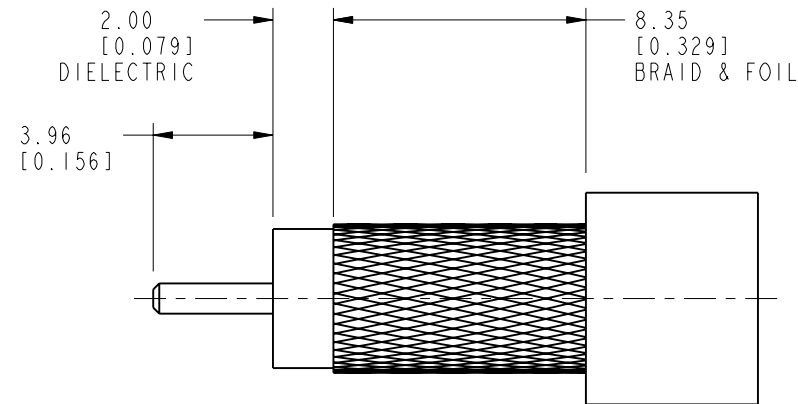
8 SHOWS CABLE ENTRY DIMENSIONS.

INTERFACE PER
 349-50820
 SERIES: HD-BNC PLUG

THIRD ANGLE PROJ.

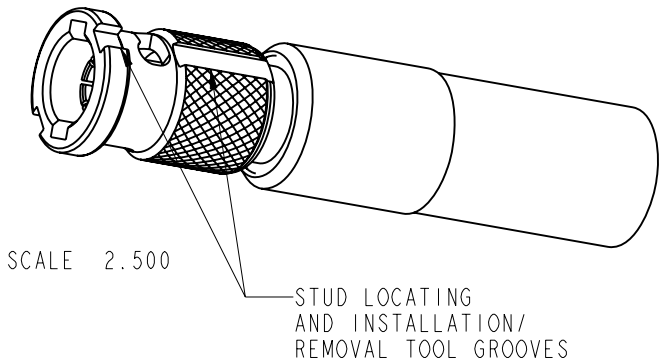
REVISIONS

REV	DESCRIPTION	DATE	ECO	APPR
A	RELEASED TO MFG.	--	48162	AAP

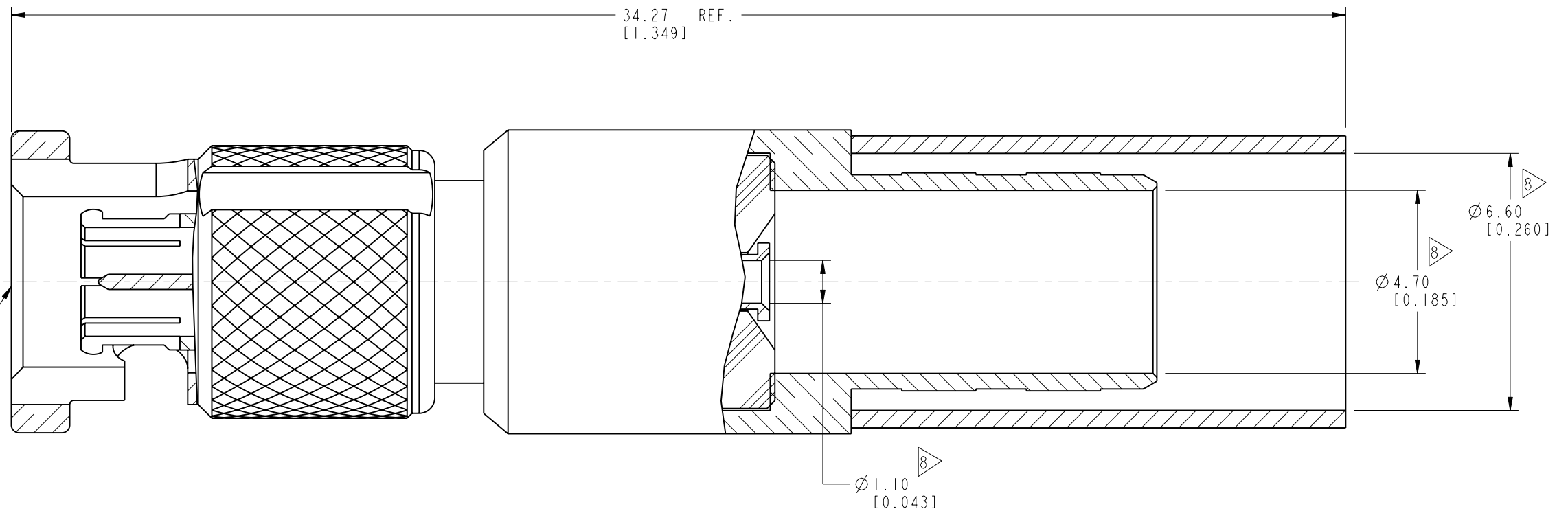


SCALE 4.000

RECOMMENDED CABLE STRIPPING DIMENSIONS



SCALE 2.500



CUSTOMER OUTLINE DRAWING

ALL OTHER SHEETS ARE FOR INTERNAL USE ONLY

UNLESS OTHERWISE SPECIFIED, DIMENSIONS ARE IN METRIC AND TOLERANCES ARE:
 <0.5mm ±0.05mm 0.5 - 6mm ±0.1mm 6 - 30mm ±0.2mm 30 - 120mm ±0.3mm ANGLES ±1°

NOTICE - These drawings, specifications, or other data (1) are, and remain the property of Amphenol corp. (2) must be returned upon request; and (3) are confidential and not to be disclosed to any person other than those to whom they are given by Amphenol Corp. the finishing of these drawings, specifications, or other data by Amphenol Corp., or to any other person to anyone for any purpose is not to be regarded by implication or otherwise in any manner licensing, granting rights to permitting such holder or any other person to manufacture, use or sell any product, process or design, patented or otherwise, that may in any way be related to or disclosed by said drawings, specifications, or other data.

MATERIAL SEE NOTES	DRAWN S.LI	DATE 06-Oct-10	TITLE HD-BNC STR PLUG FOR 1695A 9.50 MM PITCH		Amphenol RF Danbury CT USA, Tainan, Taiwan, Shenzhen, China www.amphenolrf.com	
REFERENCE EAR # 3982	ENGINEER A ARUN PRABU	DATE 25-Mar-10				
CONFIGURATION LEVEL:	APPROVED S.HSIEH	DATE 07-Oct-10	SCALE: 7.5:1.0	SHEET 2 OF 2	DRAWING NO.34-1027	
FINISH	Root Folder/HD-BNC/34-1027		DWG SIZE B	REV A	ITEM NO.34-1027 PART NO.34-1027	