



actual size

Oscillator · JO42 · 1.8 V

Low Power/Low Frequency Oscillator

- low power type for Real Time Clocks (RTC)
- RoHS compliant, ceramic/metal package
- reflow soldering temperature: 260 °C max.



General Data

type		JO42 1.8V for Real Time Clock (RTC)
frequency		32.768KHz
frequency stability at 25°C		+5 +/-20ppm
frequency stability over temp.		-120 ~ +10ppm
current consumption		4.0µA max. at 15pF; 1.2µA max. at no load
supply voltage V _{DC}		1.8 V ± 10%
temperature	operating	-10 °C ~ +70 °C
	storage	-55 °C ~ +125 °C
output	rise & fall time	100ns max.
	load max.	15pF
	current max.	120µA
	low level max.	0.4 V
	high level min.	V _{DC} -0.4 V
output enable time max.		3s
output disable time max.		150ns
start-up time max.		3s
standby function		stop
standby current max.		250nA
symmetry at 0.5 x V _{DC}		40% ~ 60% max.

Enable / Disable Function

pin #1 (e/d control)	pin #3 (output)
open	active
high "1" (V _{IH} ≥ 0.8 V _{DC})	active
low "0" (V _{IL} ≤ 0.2 V _{DC})	high impedance

stop function:

- oscillator stops
- output high impedance

Marking

frequency / date code

date code:

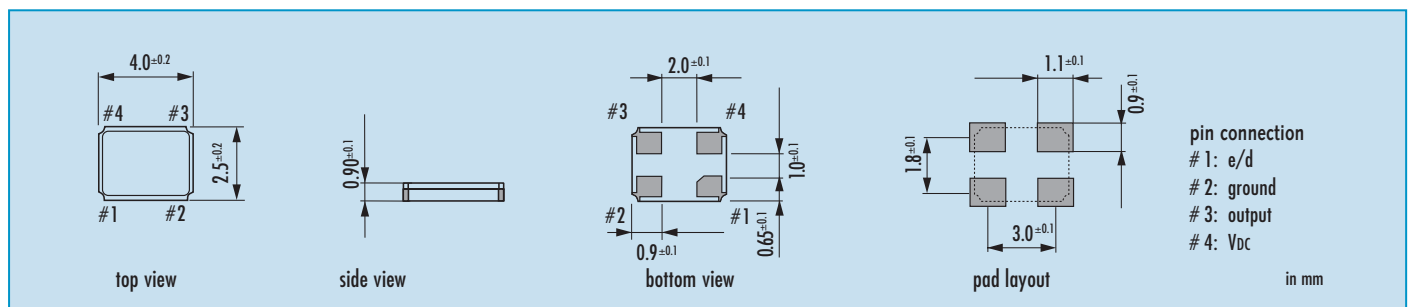
A ~ M: Jan. - Dec.

Jan.	Febr.	Mar.	Apr.	May	June
A	B	C	D	E	F

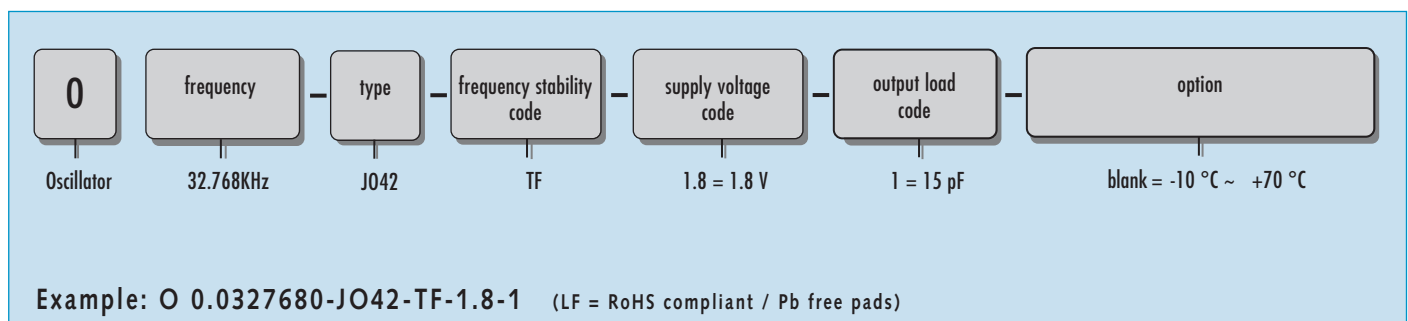
5: 2005
6: 2006
7: 2007

July	Aug.	Sept.	Oct.	Nov.	Dec.
G	H	J	K	L	M

Dimensions

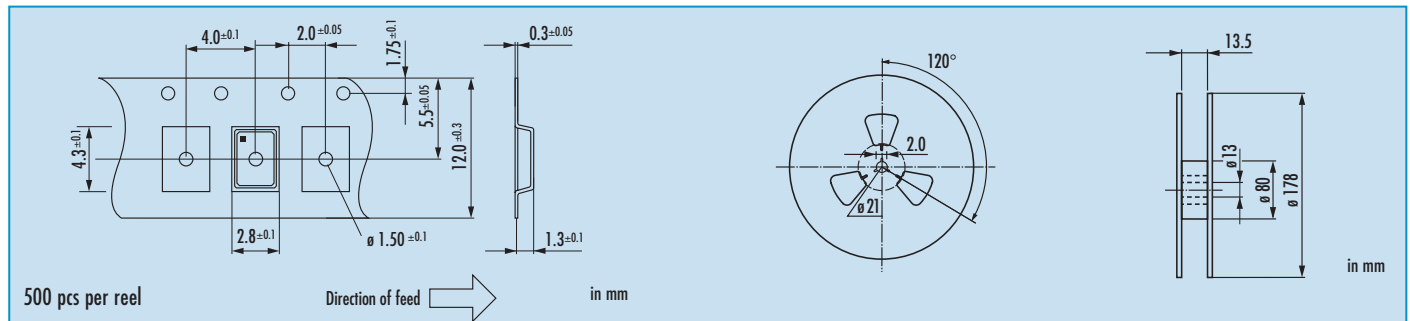


Order Information

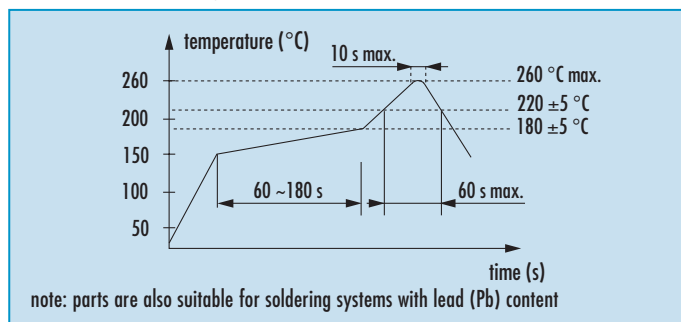


JO42 · Low Power / Low Frequency Oscillator

Taping Specification



Reflow Soldering Profile



Packing Note

- standard packing units are 500 pieces per reel
- non-multiple packing units are only supplied taped / bulk