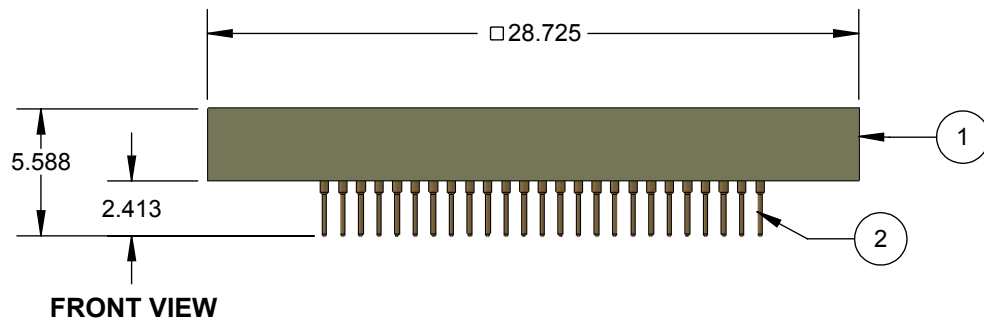
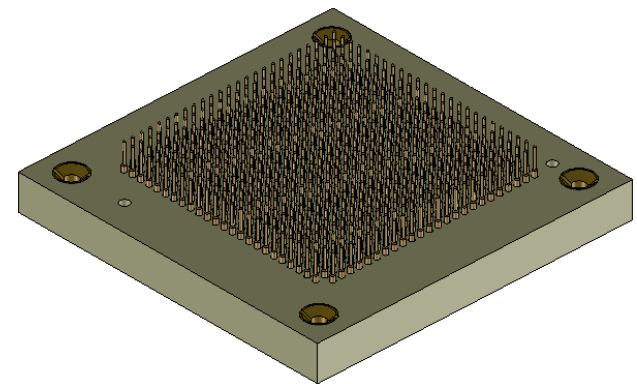
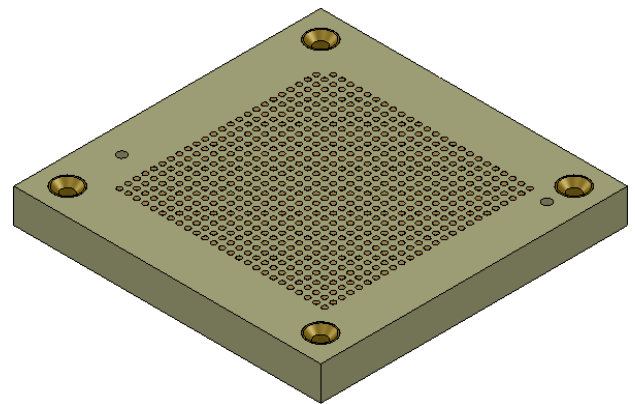



ITEM NO.	DESCRIPTION	Material
1	Wafer	FR4 High temp
2	Terminal Pin	Brass 360 Half Hard
3	Threaded Insert	Brass



**Description: Male land socket 624 position 25x25 array 0.8mm pitch**

Primary dimension units are millimeters, Secondary dimension units are [inches], Weight is in grams.  
 Tolerances: Hole diameters  $\pm 0.03\text{mm}$  [ $\pm 0.001$ "], Pitches (from true position)  $\pm 0.025\text{mm}$  [ $\pm 0.001$ "], substrate thickness tolerance  $\pm 10\%$ , all other tolerances  $\pm 0.13\text{mm}$  [ $\pm 0.005$ "] unless stated otherwise. Materials and specifications are subject to change without notice.

 <b>LS-BGA624B-05 Drawing</b> Ironwood Electronics, Inc. Tele: (800) 404-0204 www.ironwoodelectronics.com	Material: N/A Finish: N/A Weight: 5.90	STATUS: Released	SHEET: 1 OF 1	REV. A
		ENG: B. Schatz	DRAWN BY: M. Raske	SCALE: 3:1
		FILE: LS-BGA624B-05 Dwg	DATE: 10/21/2014	