

NON-ISOLATED DC/DC CONVERTERS

5V Input / 0.9V – 3.3V Output / 10A



BP06VRPB-10B

VRPB-10B Series

RoHS Compliant

- Nonisolated
- Industry standard footprint
- Fixed frequency
- High efficiency means less power dissipation
- Excellent thermal performance
- Optimized for cost
- Remote on/off
- Remote sense
- Undervoltage lockout (UVLO)
- Over current and short circuit protection
- Industrial temperature range



Description

The Bel VRPB-10B modules are a series of non-isolated, step down DC/DC power converters that operate from a nominal 5V source. These converters are available in a range of output voltages from 0.9V to 3.3V. They are packaged in a compact, SIP package rated at 10A. Standard features include remote on/off, over current and short circuit protection, output voltage adjust and industrial temperature range (-40° to +85° C). The output is closely regulated and the efficiency is typically 95.5% @ 3.3V output at full load. These products may be used almost anywhere low voltage silicon is employed and a 5V source is available. Typical applications include file servers, routers, line cards and other computing and communications equipment.

Applications

- Distributed power architectures
- Data networking equipment
- Telecommunications
- Computers and peripherals

Part Number Selection

Output Voltage	Input Voltage	Max. Output Current	Max. Output Power	Typical Efficiency	Part Number Remote Sense Active Low	Part Number Remote Sense Active High
3.3V	5V	10A	33W	95.5%	VRPB-10B33L	VRPB-10B33S
2.5V	5V	10A	25W	94%	VRPB-10B25L	VRPB-10B25S
1.8V	5V	10A	18W	92%	VRPB-10B18L	VRPB-10B18S
1.5V	5V	10A	15W	91%	VRPB-10B15L	VRPB-10B15S
1.2V	5V	10A	12W	90%	VRPB-10B12L	VRPB-10B12S
0.9V	5V	10A	9W	87%	VRPB-10B09L	VRPB-10B09S

BP06VRPB-10B

Absolute Maximum Ratings

Parameter	Symbol	Min	Typical	Max	Unit
Continuous Input Voltage	V _{in}	-0.3		6	V
Output Enable Terminal Voltage	V _{outen}	-0.3		6	V
Ambient Temperature	T _{amb}	-40		85	°C
Storage Temperature	T _{stor}	-55		105	°C

Note: Use beyond the maximum ratings may cause a reliability degradation of the DC/DC converter or may permanently damage the device.

Input Specifications

Parameter	Module	Symbol	Min	Typical	Max	Units
Operating Input Voltage	All	V _{in}	4.5	5	5.5	V
Input Current	3.3V 2.5V 1.8V 1.5V 1.2V 0.9V	I _{in}			8.7 6.7 4.9 4.2 3.4 2.6	A
No Load Input Current	3.3V 2.5V 1.8V 1.5V 1.2V 0.9V			85 130 130 140 100 140	120 180 180 180 140 180	mA
Remote Off Input Current	3.3V 2.5V 1.8V 1.5V 1.2V 0.9V			5 5 8 4 4 4	10 10 10 10 10 10	mA
Input Reflected Ripple Current ¹	3.3V 2.5V 1.8V 1.5V 1.2V 0.9V			35 40 30 30 30 20	50 50 50 50 50 50	mArms
Input Reflected Ripple Current ¹	3.3V 2.5V 1.8V 1.5V 1.2V 0.9V			120 120 100 90 90 70	180 180 180 180 180 180	mApk
I ² t Inrush Current Transient	3.3V 2.5V 1.8V 1.5V 1.2V 0.9V			0.0093 0.0089 0.0050 0.0022 0.0015 0.0018		A ² s
Turn On Voltage Threshold	All			4.25		V
Turn Off Voltage Threshold	All			3.85		V

Note:
Input capacitance two 270µF/16V,
ESR = 0.018 Ω max at 100kHz @ 25°C.
1. With simulated source impedance of
500nH, 5Hz to 20MHz.

NON-ISOLATED DC/DC CONVERTERS

5V Input / 0.9V – 3.3V Output / 10A



BP06VRPB-10B

Output Specifications

Parameter	Module	Symbol	Min	Typical	Max	Units
Output Voltage Set Point ¹	3.3V	Vout	3.234	3.3	3.366	V
	2.5V		2.450	2.5	2.550	
	1.8V		1.764	1.8	1.836	
	1.5V		1.470	1.5	1.530	
	1.2V		1.176	1.2	1.224	
	0.9V		0.882	0.9	0.918	
Load Regulation	3.3V			8	16.5	mV
	2.5V			6	12.5	
	1.8V			5	9.0	
	1.5V			4	7.5	
	1.2V			4	7.5	
	0.9V			4	7.5	
Line Regulation	3.3V			5	10	mV
	2.5V			4	7.5	
	1.8V			3	5.5	
	1.5V			3	4.5	
	1.2V			3	4.5	
	0.9V			3	4.5	
Regulation Over Temperature	3.3V			30	40	mV
	2.5V			40	50	
	1.8V			30	40	
	1.5V			20	30	
	1.2V			15	25	
	0.9V			10	20	
Total Output Voltage Regulation	3.3V			43	66.5	mV
	2.5V			50	70	
	1.8V			38	54.5	
	1.5V			27	42	
	1.2V			22	37	
	0.9V			17	32	
Output Ripple and Noise ²	3.3V			30	45	mVpk
	2.5V			35	50	
	1.8V			30	45	
	1.5V			30	45	
	1.2V			25	35	
	0.9V			20	30	
Output Ripple and Noise ²	3.3V			10	15	mVrms
	2.5V			10	15	
	1.8V			10	15	
	1.5V			10	15	
	1.2V			6	10	
	0.9V			5	10	
Output Current Range	All	Iout	0		10	A
Output DC Current Limit	All	Ioutlim	13		25	A
Short Circuit Surge	3.3V	Ioutsurge		0.194		A ² s
	2.5V			0.215		
	1.8V			0.193		
	1.5V			0.170		
	1.2V			0.160		
	0.9V			0.197		
Turn on Time	All	Ton		6	10	ms
Overshoot at Turn On	All			0	3	%
Output Capacitance	All	Cout	0		5600	µF

Note: All specifications are typical at nominal input, full load at 25° C unless otherwise stated.

1. Vin = 5V, Iout = full load, Ta = 25° C.

2. 0 - 20MHz, 1µF ceramic cap on output.

BP06VRPB-10B

Output Specifications

Parameter	Module	Symbol	Min	Typical	Max	Units
Transient Response ³						
ΔV 50% to 100% of Max Load	3.3V			120	160	mV
Settling Time		Ts		30	60	μs
ΔV 100% to 50% of Max Load				130	160	mV
Settling Time		Ts		30	60	μs
Transient Response ³						
ΔV 50% to 100% of Max Load	2.5V			80	120	mV
Settling Time		Ts		30	60	μs
ΔV 100% to 50% of Max Load				90	120	mV
Settling Time		Ts		30	60	μs
Transient Response ³						
ΔV 50% to 100% of Max Load	1.8V			90	120	mV
Settling Time		Ts		30	60	μs
ΔV 100% to 50% of Max Load				90	120	mV
Settling Time		Ts		30	60	μs
Transient Response ³						
ΔV 50% to 100% of Max Load	1.5V			90	120	mV
Settling Time		Ts		30	60	μs
ΔV 100% to 50% of Max Load				90	120	mV
Settling Time		Ts		30	60	μs
Transient Response ³						
ΔV 50% to 100% of Max Load	1.2V			80	110	mV
Settling Time		Ts		30	60	μs
ΔV 100% to 50% of Max Load				80	110	mV
Settling Time		Ts		30	60	μs
Transient Response ³						
ΔV 50% to 100% of Max Load	0.9V			80	100	mV
Settling Time		Ts		30	60	μs
ΔV 100% to 50% of Max Load				80	100	mV
Settling Time		Ts		30	60	μs

Note: All specifications are typical at nominal input, full load at 25° C unless otherwise stated.
 3. di/dt = 0.5A/1 μ S, Ta = 25° C without external load capacitance.

©2006 Bel Fuse Inc. Specifications subject to change without notice. 02.06

NON-ISOLATED DC/DC CONVERTERS

5V Input / 0.9V – 3.3V Output / 10A



BP06VRPB-10B

General Specifications

Parameter	Module	Symbol	Min	Typical	Max	Units
Efficiency ¹	3.3V	η	92.5	95.5		%
	2.5V		91	94		
	1.8V		89	92		
	1.5V		88	91		
	1.2V		87	90		
	0.9V		84	87		
Switching Frequency	All	Fsw	250	300	340	kHz
Output Voltage Trim Range ²	All		90		110	%
Remote Sense Compensation					10	%
Weight	All			9.2		g

1. Vin=5V, full load and Ta=25° C.
2. See graphs on pages 12 - 17.

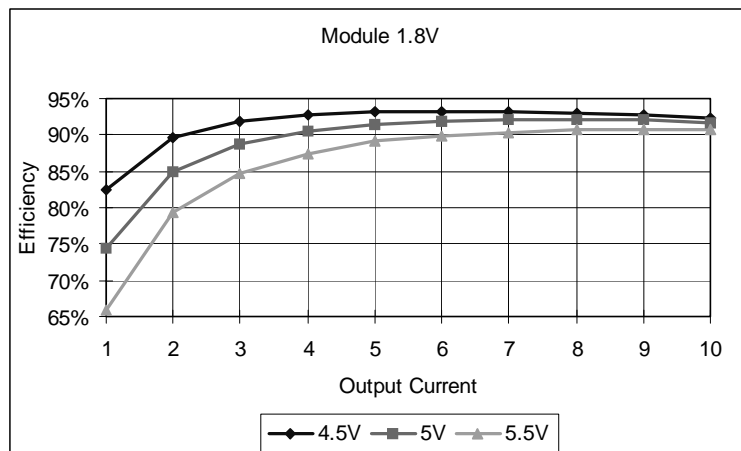
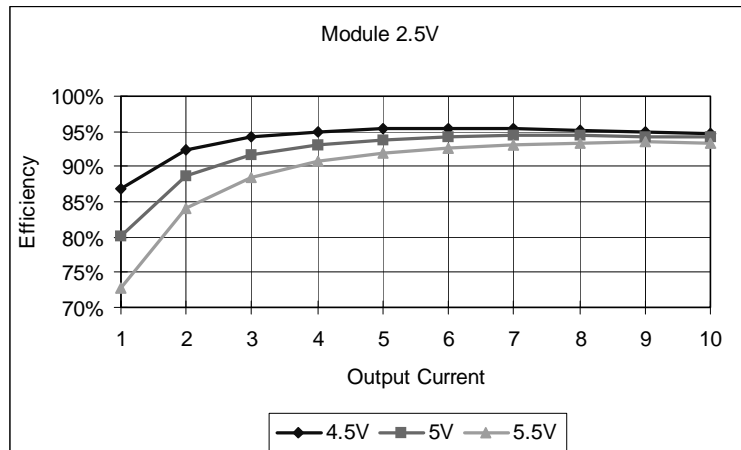
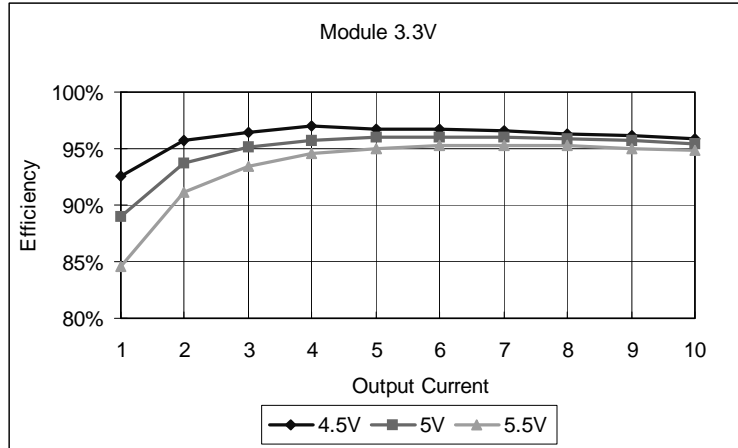
Control Specifications

Parameter	Module	Symbol	Min	Typical	Max	Units
Remote On/Off ³	All	Vouten				V
Signal Low (Unit Off)	VRPB-10BxxS		-0.3		0.8	V
Signal High (Unit On)			2.5		5.5	V
Signal Low (Unit On)	VRPB-10BxxL		-0.3		0.8	V
Signal High (Unit Off)			2.5		5.5	V

3. With remote on/off pin 11 open, the module is on.
Note: On/off pin designed to work with an open collector/drain switch.

BP06VRPB-10B

Efficiency Data



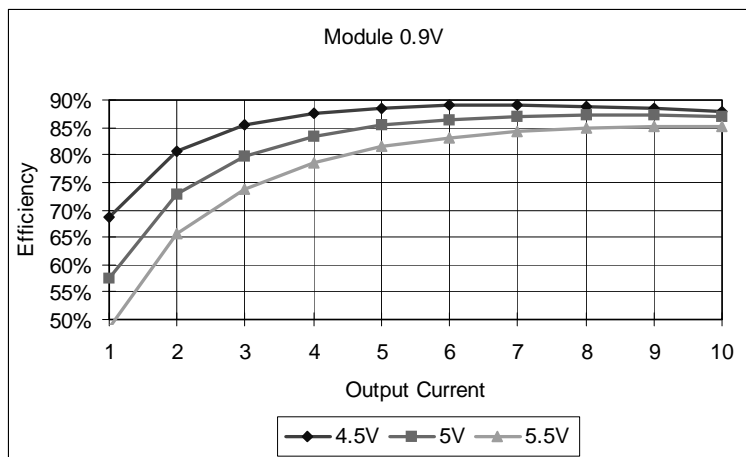
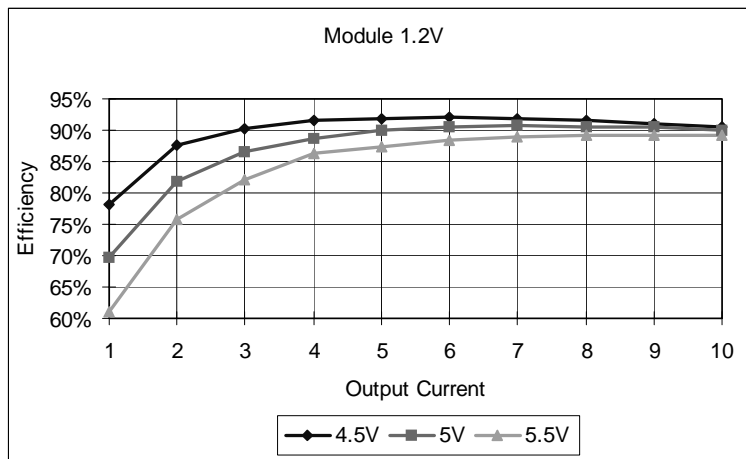
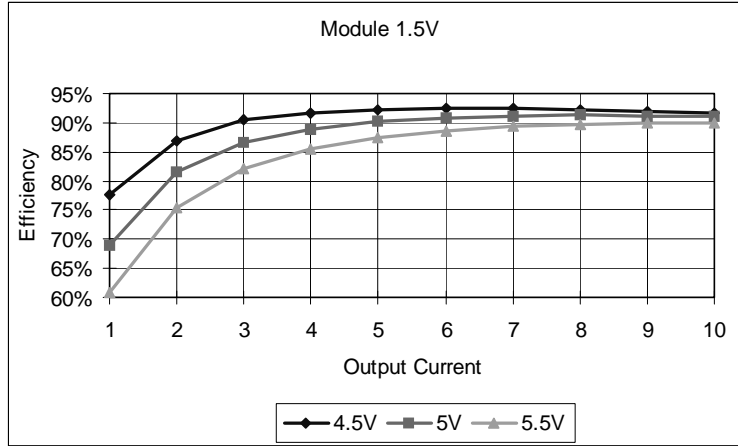
NON-ISOLATED DC/DC CONVERTERS

5V Input / 0.9V – 3.3V Output / 10A



BP06VRPB-10B

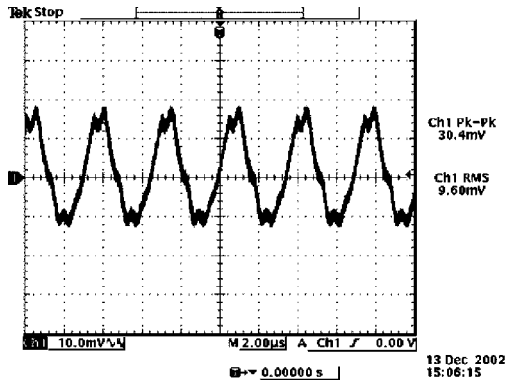
Efficiency Data



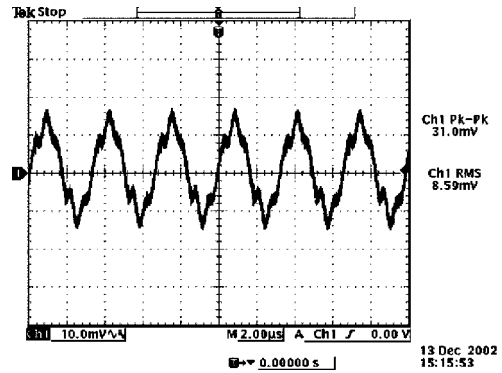
BP06VRPB-10B

Ripple and Noise

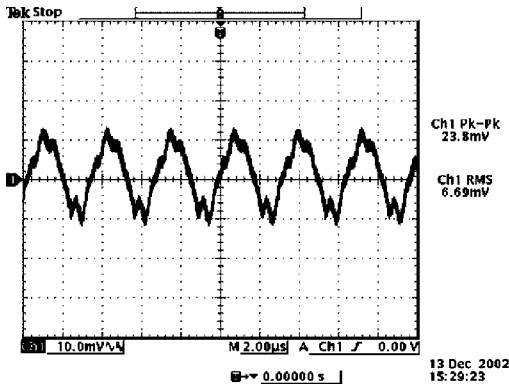
1 μ F ceramic cap added at the output.



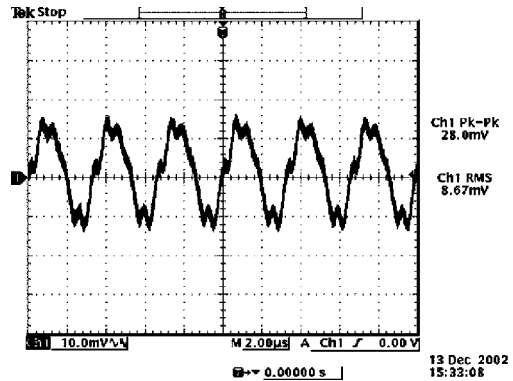
Ripple and noise at full load and 5Vdc input, 3.3Vdc output and Ta=25° C



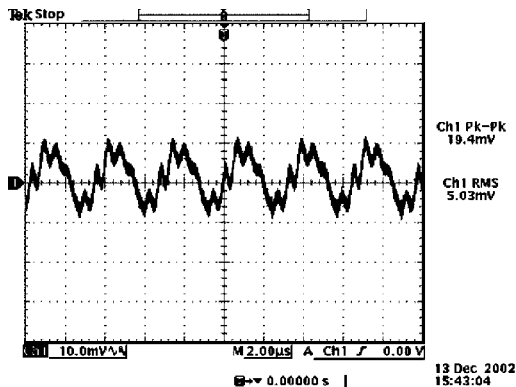
Ripple and noise at full load and 5Vdc input, 2.5Vdc output and Ta=25° C



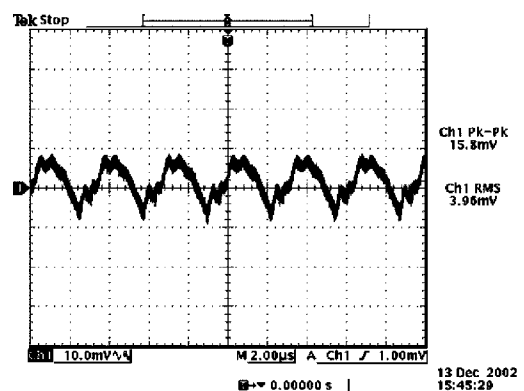
Ripple and noise at full load and 5Vdc input, 1.8Vdc output and Ta=25° C



Ripple and noise at full load and 5Vdc input, 1.5Vdc output and Ta=25° C



Ripple and noise at full load and 5Vdc input, 1.2Vdc output and Ta=25° C



Ripple and noise at full load and 5Vdc input, 0.9Vdc output and Ta=25° C

NON-ISOLATED DC/DC CONVERTERS

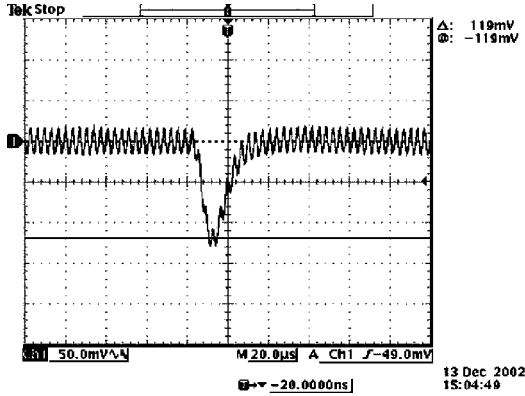
5V Input / 0.9V – 3.3V Output / 10A



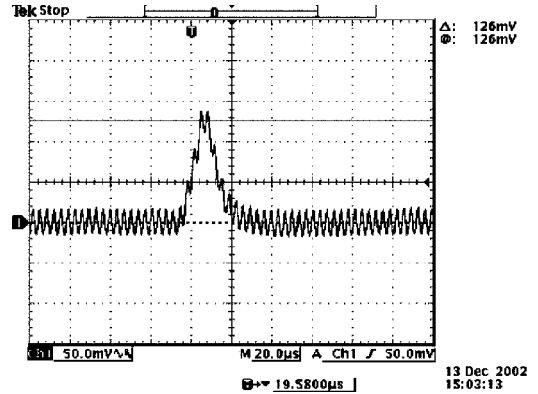
BP06VRPB-10B

Transient Response

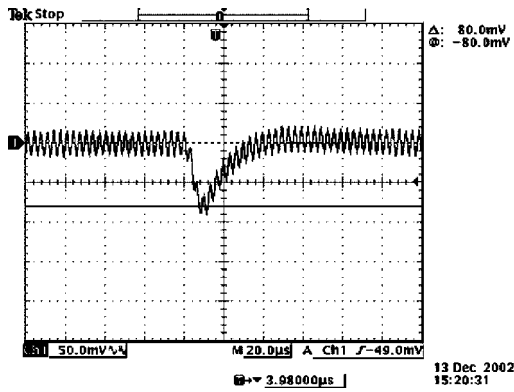
Transient response: $di/dt = 0.5A/\mu S$, no external load capacitance



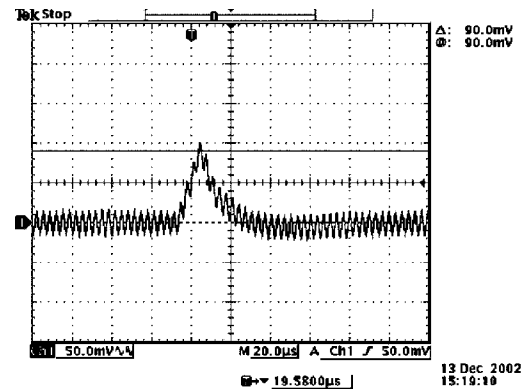
Vout=3.3V
50% to 100% load transients at 5V input and Ta=25° C



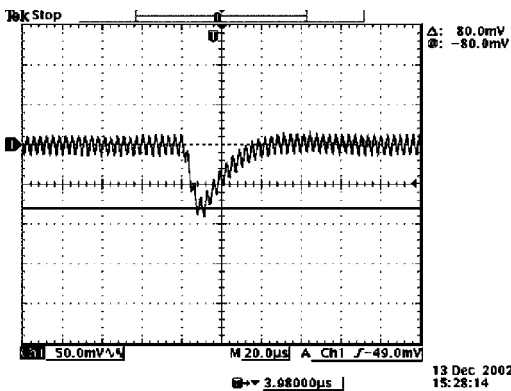
Vout=3.3V
100% to 50% load transients at 5V input and Ta=25° C



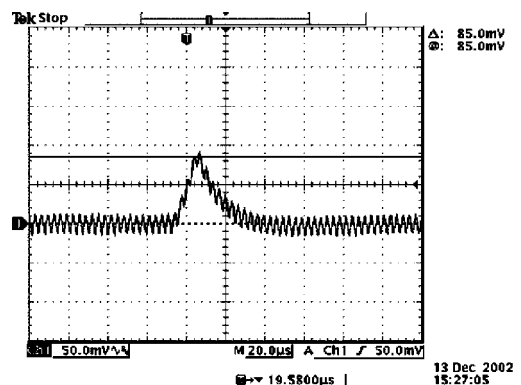
Vout=2.5V
50% to 100% load transients at 5V input and Ta=25° C



Vout=2.5V
100% to 50% load transients at 5V input and Ta=25° C



Vout=1.8V
50% to 100% load transients at 5V input and Ta=25° C



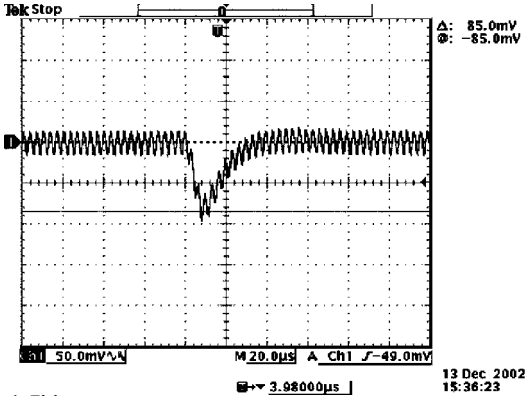
Vout=1.8V
100% to 50% load transients at 5V input and Ta=25° C

©2006 Bel Fuse Inc. Specifications subject to change without notice. 02.06

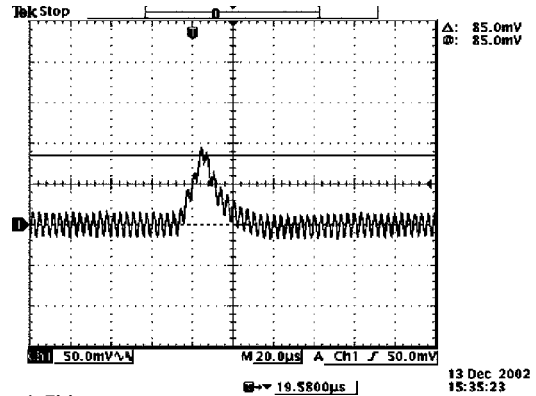
BP06VRPB-10B

Transient Response

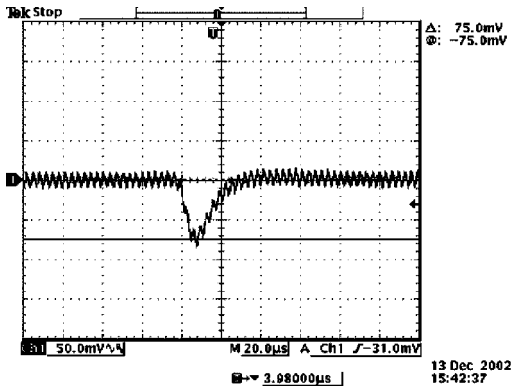
Transient response: $di/dt = 0.5A/\mu S$, no external load capacitance



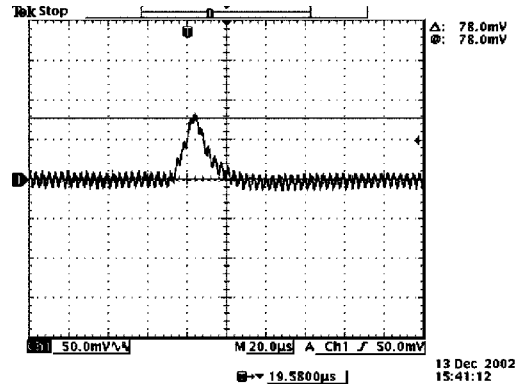
Vout=1.5V
50% to 100% load transients at 5V input and Ta=25° C



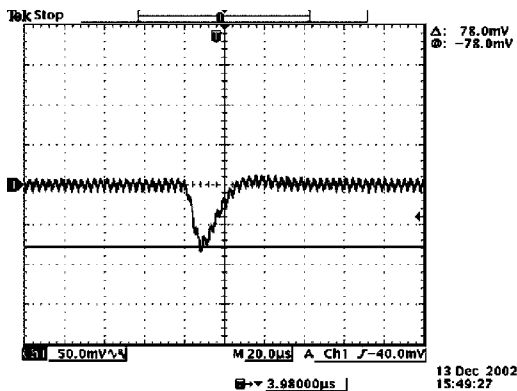
Vout=1.5V
100% to 50% load transients at 5V input and Ta=25° C



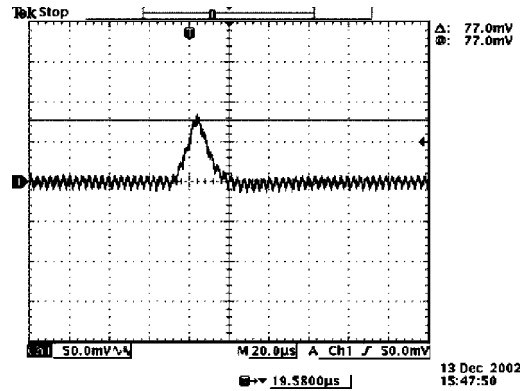
Vout=1.2V
50% to 100% load transients at 5V input and Ta=25° C



Vout=1.2V
100% to 50% load transients at 5V input and Ta=25° C



Vout=0.9V
50% to 100% load transients at 5V input and Ta=25° C



Vout=0.9V
100% to 50% load transients at 5V input and Ta=25° C

NON-ISOLATED DC/DC CONVERTERS

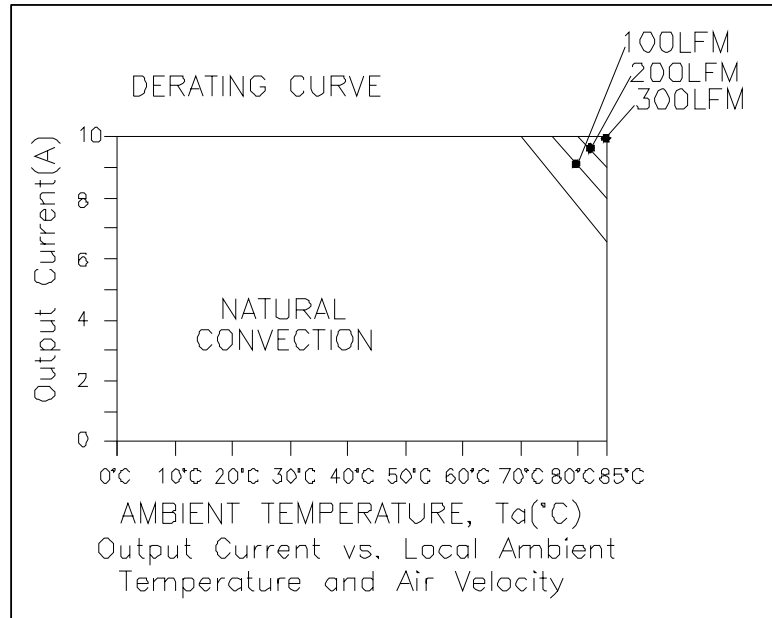
5V Input / 0.9V – 3.3V Output / 10A



BP06VRPB-10B

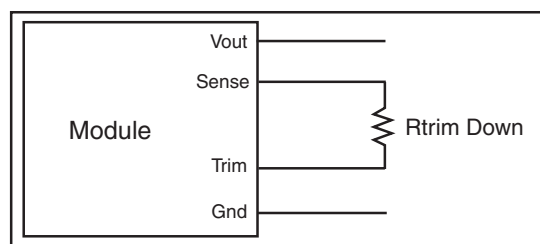
Thermal Considerations

VRPB-10B

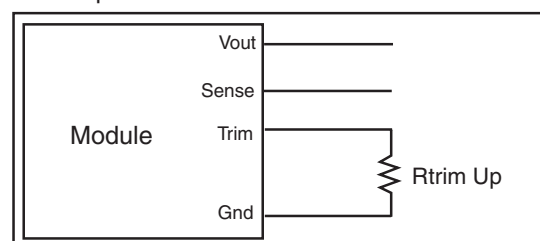


Output Voltage Set-Point Adjustment

Trim Down Circuit



Trim Up Circuit



BP06VRPB-10B

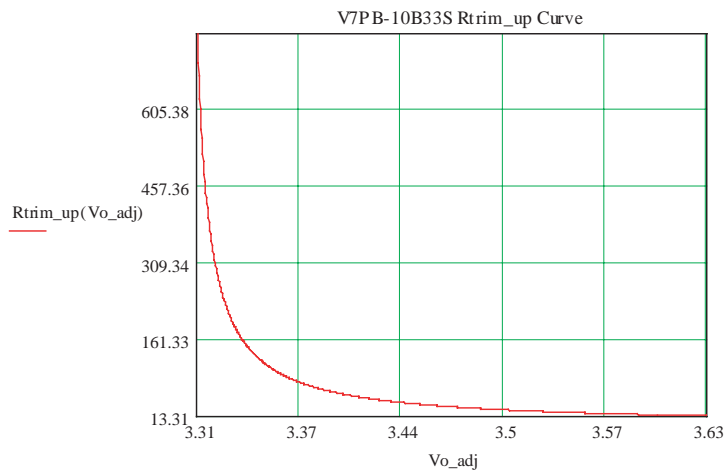
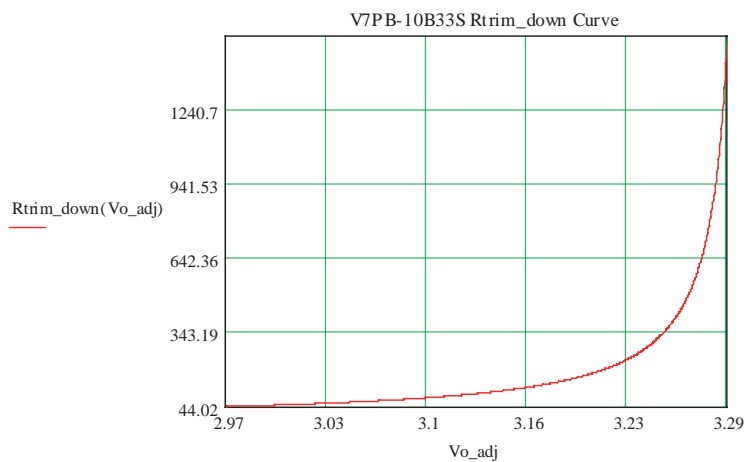
Output Voltage Set-Point Adjustment

VRPB-10B33S Trim Resistor Calculation

$V_{o_nom} = 3.302$ Unit: Volt

$$R_{trim_down}(V_{o_adj}) = \frac{7.5(V_{o_adj} - 0.8)}{V_{o_nom} - V_{o_adj}} - 4.99 \quad \text{Unit: Kohm}$$

$$R_{trim_up}(V_{o_adj}) = \frac{6}{V_{o_adj} - V_{o_nom}} - 4.99 \quad \text{Unit: Kohm}$$



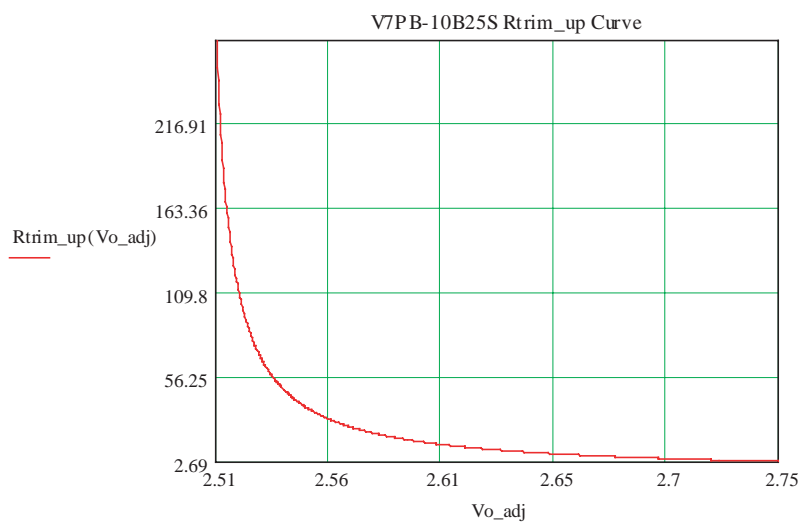
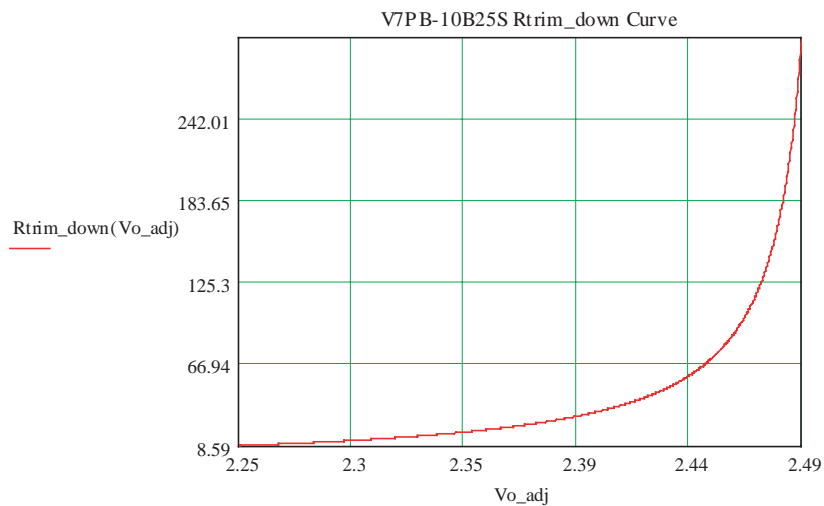
Output Voltage Set-Point Adjustment

VRPB-10B25S Trim Resistor Calculation

$V_{o_nom} = 2.503$ Unit: Volt

$$R_{trim_down}(V_{o_adj}) = \frac{2.37(V_{o_adj} - 0.8)}{V_{o_nom} - V_{o_adj}} - 4.99 \quad \text{Unit: Kohm}$$

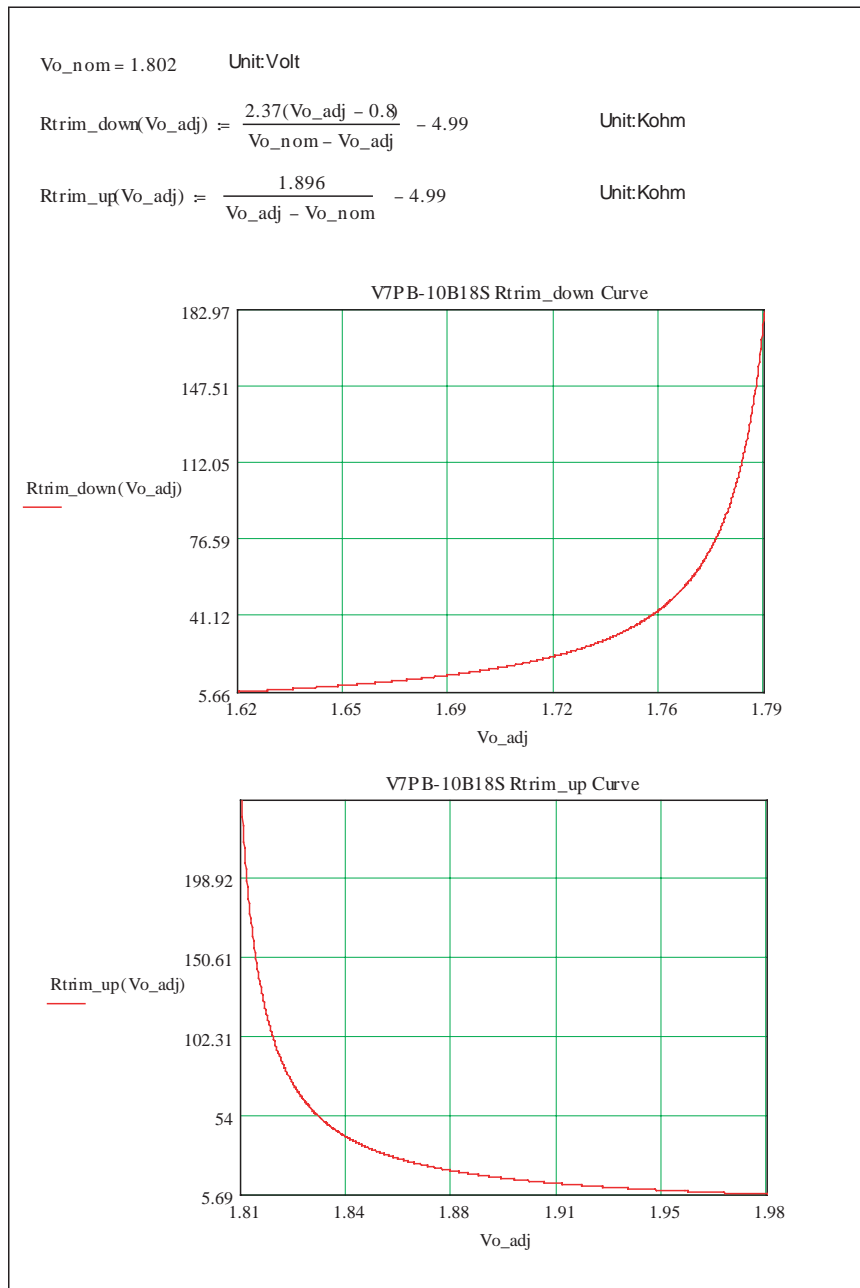
$$R_{trim_up}(V_{o_adj}) = \frac{1.896}{V_{o_adj} - V_{o_nom}} - 4.99 \quad \text{Unit: Kohm}$$



BP06VRPB-10B

Output Voltage Set-Point Adjustment

VRPB-10B18S Trim Resistor Calculation



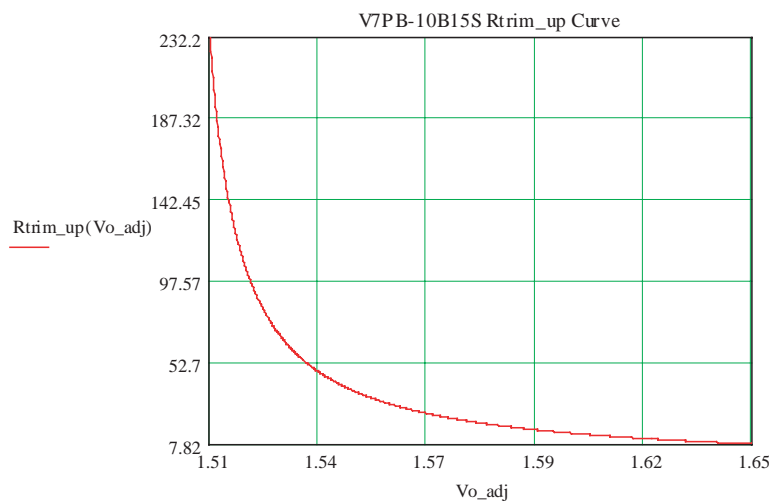
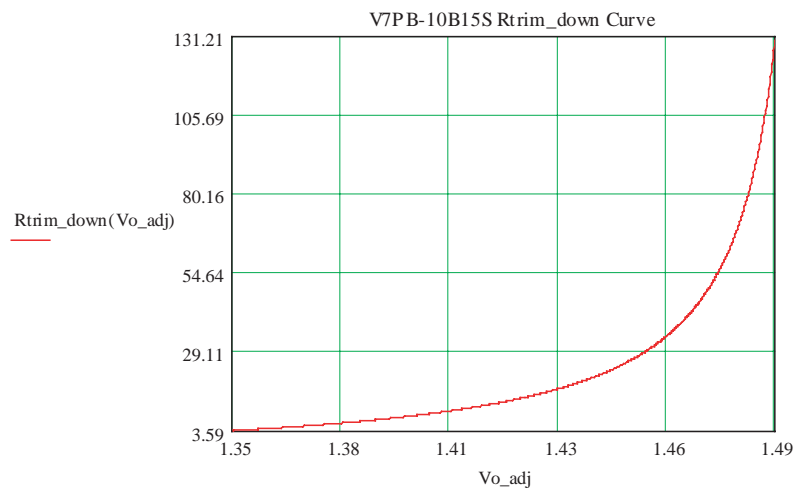
Output Voltage Set-Point Adjustment

VRPB-10B15S Trim Resistor Calculation

$V_{o_nom} = 1.502$ Unit: Volt

$$R_{trim_down}(V_{o_adj}) = \frac{2.37(V_{o_adj} - 0.8)}{V_{o_nom} - V_{o_adj}} - 4.99 \quad \text{Unit: Kohm}$$

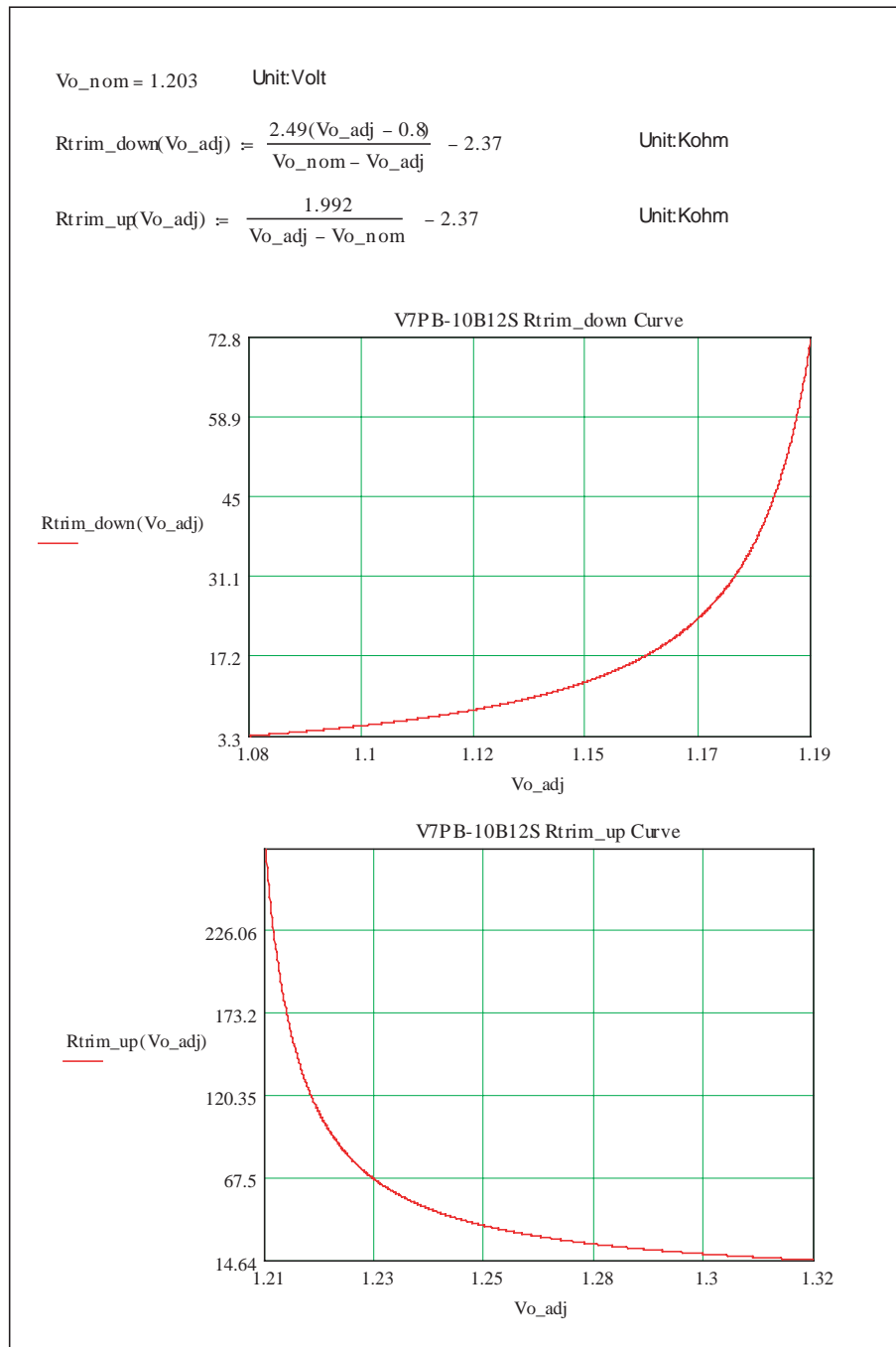
$$R_{trim_up}(V_{o_adj}) = \frac{1.896}{V_{o_adj} - V_{o_nom}} - 4.99 \quad \text{Unit: Kohm}$$



BP06VRPB-10B

Output Voltage Set-Point Adjustment

V7RB-10B12S Trim Resistor Calculation



NON-ISOLATED DC/DC CONVERTERS

5V Input / 0.9V – 3.3V Output / 10A



BP06VRPB-10B

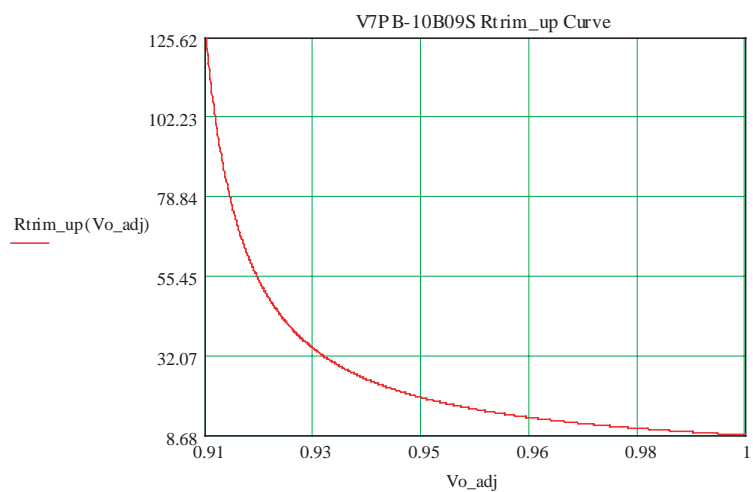
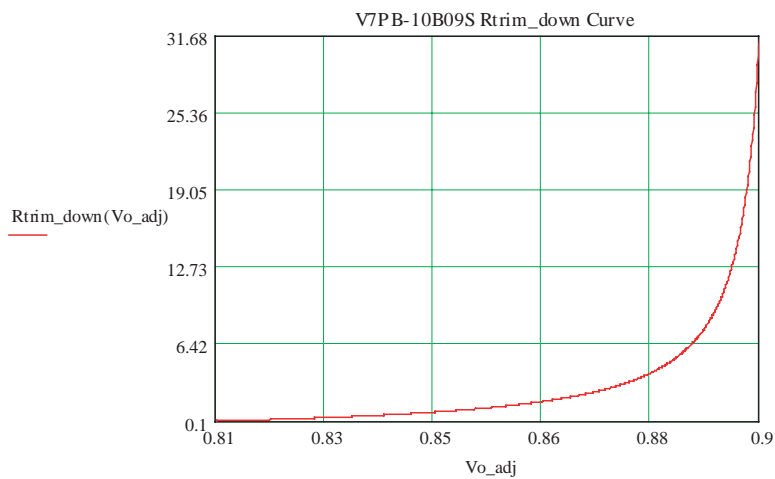
Output Voltage Set-Point Adjustment

VRPB-10B09S Trim Resistor Calculation

$V_{o_nom} = 0.903$ Unit: Volt

$$R_{trim_down}(V_{o_adj}) = \frac{1.05(V_{o_adj} - 0.8)}{V_{o_nom} - V_{o_adj}} - 0.01 \quad \text{Unit: Kohm}$$

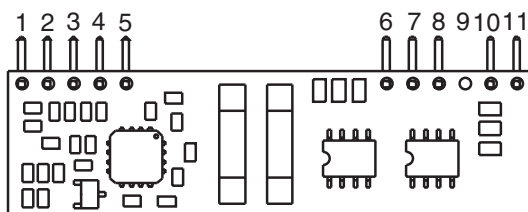
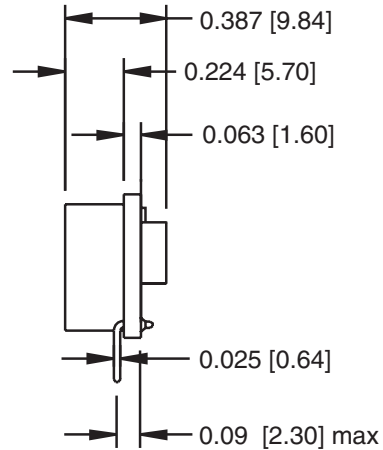
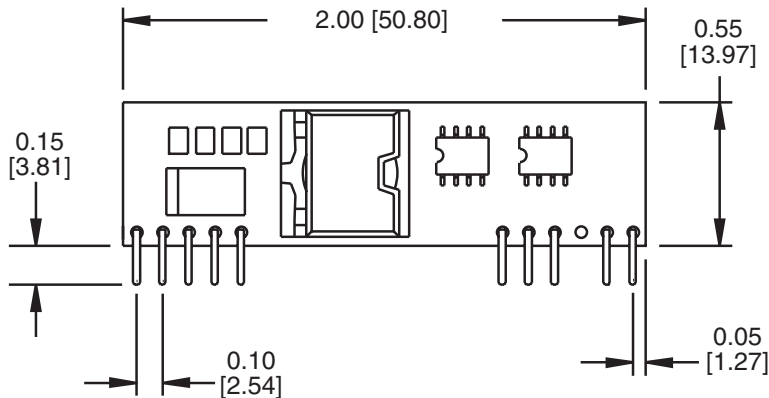
$$R_{trim_up}(V_{o_adj}) = \frac{0.84}{V_{o_adj} - V_{o_nom}} - 0.01 \quad \text{Unit: Kohm}$$



BP06VRPB-10B

Mechanical

VRPB-10B



Pin	Function
1	+Vo
2	+Vo
3	Remote Sense Option
4	+Vo
5	Ground
6	Ground
7	+Vin
8	+Vin
9	No Pin
10	Trim
11	Remote On/Off

RoHS Compliance

Complies with the European Directive 2002/95/EC, calling for the elimination of lead and other hazardous substances from electronic products.



©2006 Bel Fuse Inc. Specifications subject to change without notice. 02.06

CORPORATE

Bel Fuse Inc.
206 Van Vorst Street
Jersey City, NJ 07302
Tel 201-432-0463
Fax 201-432-9542
www.belfuse.com

FAR EAST

Bel Fuse Ltd.
8F / 8 Luk Hop Street
San Po Kong
Kowloon, Hong Kong
Tel 852-2328-5515
Fax 852-2352-3706
www.belfuse.com

EUROPE

Bel Fuse Europe Ltd.
Preston Technology Management Centre
Marsh Lane, Suite G7, Preston
Lancashire, PR1 8UD, U.K.
Tel 44-1772-556601
Fax 44-1772-888366
www.belfuse.com