

GREEN 1310nm/CWDM MICRO-OPTIC WDM

MWDMG13CS Series

Product Description

Oplink's Micro-Optic Wavelength Division Multiplexer (MWDM) is based on thin-film filter technology and patented athermal platform for optical device. The MWDM13CS is used to combine or separate 1310nm band and CWDM signals. This device offers very flat and wide passband, low insertion loss, and high isolation, which make it ideal for CWDM Network applications and Optical Amplification Systems. Oplink MWDM devices are Bellcore GR-1221 qualification tested and complied with industry green initiatives such as Rohs and WEEE. All Oplink products are epoxy-free in the optical path.



Performance Specification

MWDMG13CS Series		Min	Max	Unit
Pass Channel Wavelength Range λ_1	Type 13CS	1260	1360	nm
	Type CS13	1460	1620	nm
Reflection Channel Wavelength Range λ_2	Type 13CS	1460	1620	nm
	Type CS13	1260	1360	nm
Insertion Loss *	Pass Channel @ λ_1		0.7	dB
	Reflect Channel @ λ_2		0.7 : High Isolation 0.5 : Standard	dB
Isolation	Reflect Channel @ λ_1	30 : High Isolation 15: Standard		dB
	Pass Channel @ λ_2	40		dB
Passband Ripple			0.3	dB
Directivity		50		dB
Return Loss		50		dB
Polarization Dependent Loss			0.1	dB
Polarization Mode Dispersion			0.05	ps
Maximum Power Handling			500	mW
Fiber Type	Corning SMF-28			
Operating Temperature	0 to +70			°C
Storage Temperature	-40 to +85			°C
Package Dimensions **	250 μ m Bare Fiber 900 μ m Loose Tube	P1: (\varnothing) 5.5 x (L) 34.0 P2: (\varnothing) 5.5 x (L) 40.0		mm

Note:

* Values are referenced without connector loss.

** The mechanical tolerance should be +/-0.2 mm on all package dimensions unless otherwise custom specified.

Features

- ◆ Environmental Green Plan Compliance
- ◆ Wide Operating Wavelength Range
- ◆ Compact Size
- ◆ Low Insertion Loss
- ◆ High Channel Isolation
- ◆ Ultra Low PDL and PMD
- ◆ Highly Stable & Reliable
- ◆ Epoxy-free Optical Path

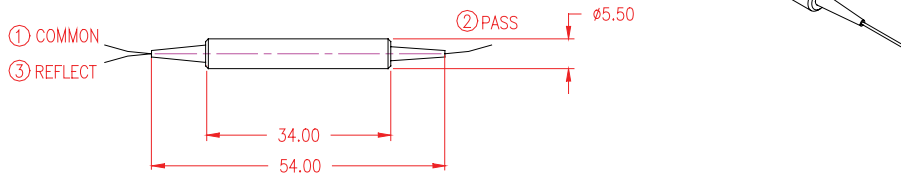
Applications

- ◆ Bi-directional WDM Systems
- ◆ Uni-directional WDM Systems
- ◆ System Monitoring
- ◆ Transmitters & Fiber
- ◆ Laboratory R&D

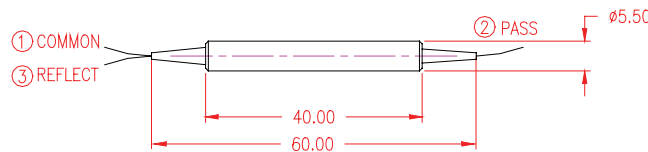
MWDMG13CS SERIES

Mechanical Drawing / Package Dimensions (dimension in mm)

P1: 250µm bare fiber

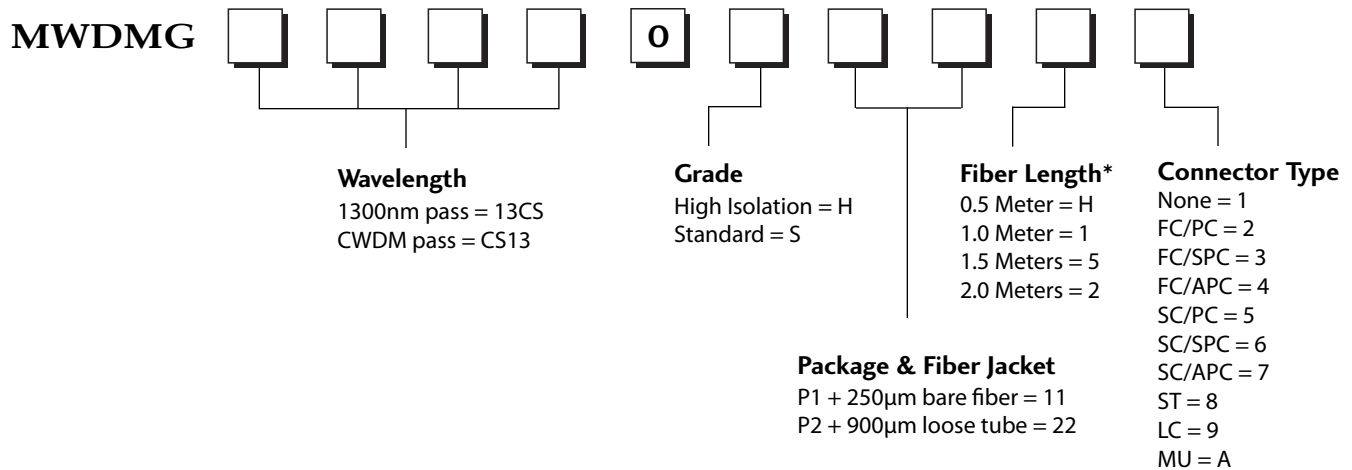


P2: 900µm loose tube



Ordering Information

Oplink can provide a remarkable range of customized optical solutions. For detail, please contact Oplink's OEM design team or account manager for your requirements and ordering information (510) 933-7200.



* The tolerance of fiber length is +/-0.1m. 1 meter is standard. The lead-time for special fiber length will be longer.