

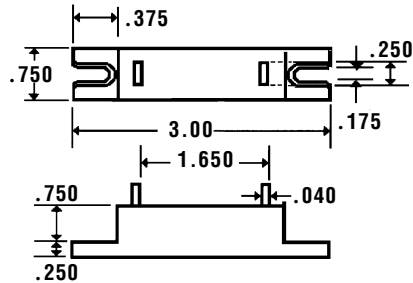
# 750 mA HIGH VOLTAGE MICROWAVE OVEN RECTIFIERS

**HV07 Series**

## Description



## Mechanical Dimensions



## Features

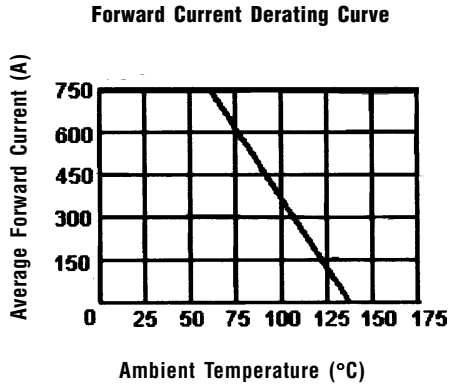
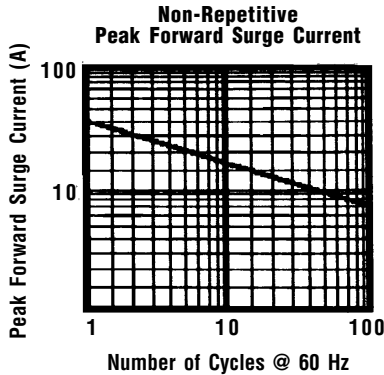
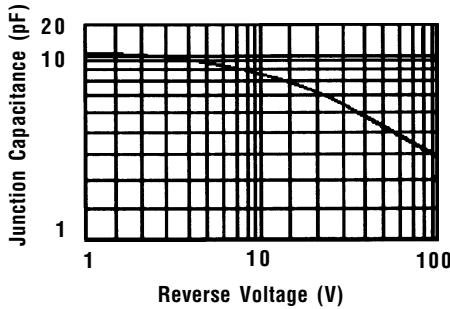
- HIGH OVERLOAD SURGE CAPABILITY
- CONTROLLED AVALANCHE CHARACTERISTICS
- LOW FORWARD VOLTAGE DROP
- TYPICAL  $I_R < 1\mu A$
- HIGH TEMPERATURE SOLDERING - 250°C 10 Seconds
- MEETS UL SPECIFICATION 94V-0

	<i>HV07 Series</i>						Units
	HV07-08	HV07-10	HV07-12	HV07-14	HV07-15	HV07-16	
<b>Maximum Ratings</b>							
Peak Repetitive Reverse Voltage... $V_{RRM}$	8000	10000	12000	14000	15000	16000	Volts
RMS Reverse Voltage... $V_{R(rms)}$	5600	7000	8400	9800	10500	11200	Volts
DC Blocking Voltage... $V_{DC}$	8000	10000	12000	14000	15000	16000	Volts
Average Forward Rectified Current... $I_{F(av)}$ @ $T_A = 60^\circ C$	..... 750 .....			..... 750 .....			mAmps
Non-Repetitive Peak Forward Surge Current... $I_{FSM}$ @ Rated Load Conditions, 8.3 ms, 1/2 Sine Wave	..... 50 .....			..... 50 .....			Amps
Operating & Storage Temperature Range... $T_J, T_{STRG}$	..... -20 to 135 .....						°C
<b>Electrical Characteristics</b>							
Maximum Forward Voltage... $V_F$ @ 750 mA	< ..... 10 ..... >		< ..... 14 ..... >		< ..... 16 ..... >		Volts
Maximum DC Reverse Current... $I_R$ @ Rated DC Blocking Voltage	..... 5.0 .....			..... 5.0 .....			μAmps

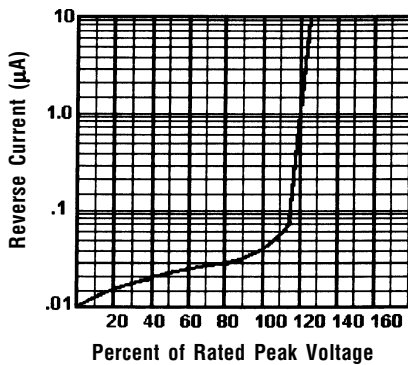
# 750 mA HIGH VOLTAGE MICROWAVE OVEN RECTIFIERS

**HV07 Series**

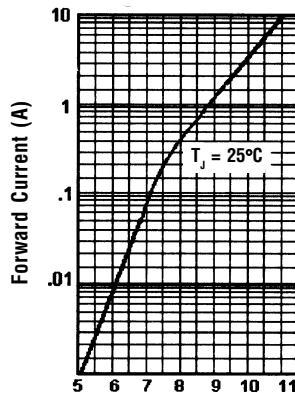
Typical Junction Capacitance



Typical Reverse Characteristics



Typical Instantaneous Forward Characteristics



Ratings at 25 Deg. C ambient temperature unless otherwise specified.

Single Phase Half Wave, 60 Hz Resistive or Inductive Load.

For Capacitive Load, Derate Current by 20%.