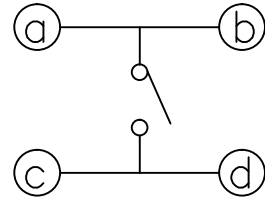
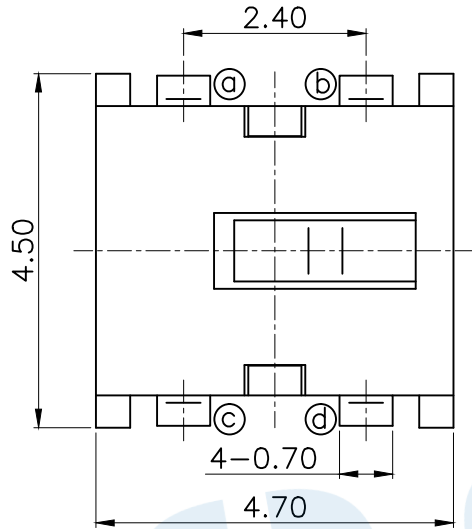
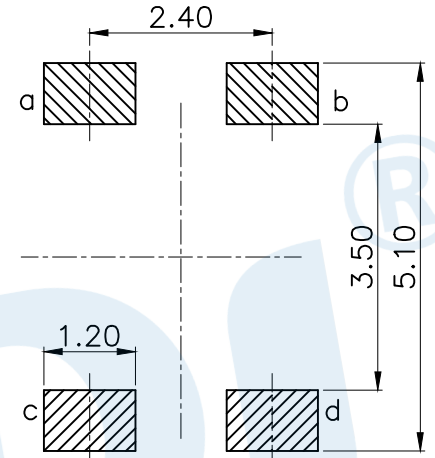


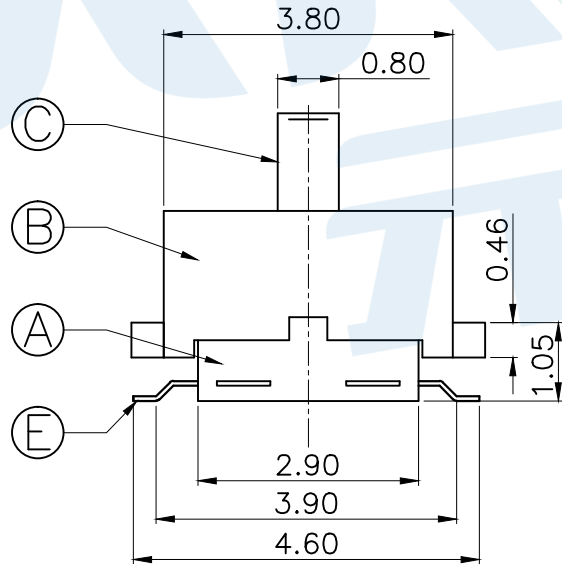
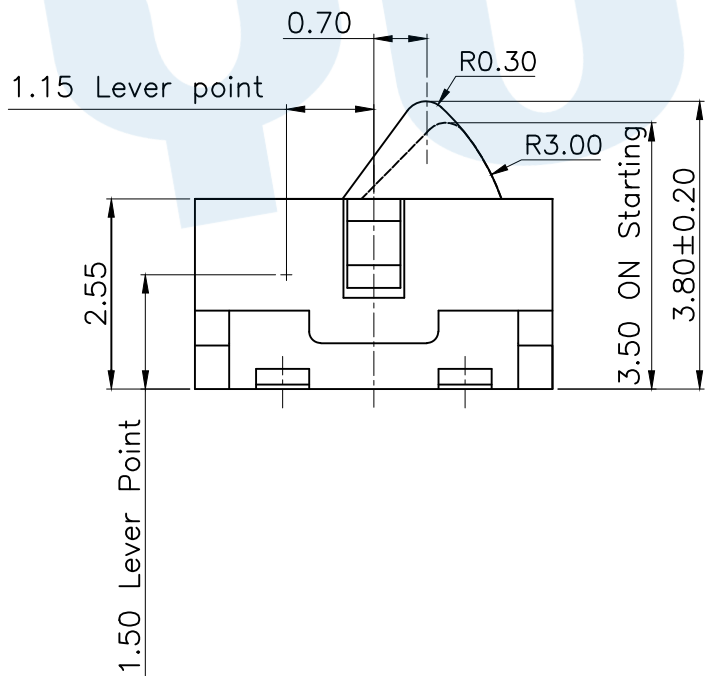
RoHS



Circuit Diagram



PCB Layout(Pattern side)



Technical Parameters

- 1.Rated current: DC 12V 50mA
- 2.Operating force:20±10gf
- 3.Mechanical life: 100,000 times

NO.	Name	Number	Qty	Materil	Remarks
(E)	Terminal		4	Phosphor bronze	Silvering
(D)	Contact Reed		1	Phosphor bronze	Silvering
(C)	Button		1	LCP	Black
(B)	Cover		1	PPA	Black
(A)	Base		1	LCP	Black

**YUANDI®** Yuandi Electronics Co,Ltd

design	date	name	DETECTION SWITCH
Review	date	model	TQ-2535
Approved	date		

Drawing number: Proportion 1:1 unit mm gage number A4

modify Review Approved Tolerance not specified

angle	±2'
10~30	±0.30
5~10	±0.20
~ 5	±0.10