

Coaxial, High Directivity Directional Coupler

ZHDC-10-63-NS+

50Ω 10 dB Coupling 50 to 6000 MHz



CASE STYLE: FM1918-1

The Big Deal

- High directivity, 33 dB
- Wideband, 50 to 6000 MHz
- Excellent coupling flatness, ± 0.3 dB
- N-Type to SMA connectors

Product Overview

Mini-Circuits' ZHDC-10-63-NS+ high-directivity directional coupler provides outstanding directivity and excellent coupling flatness from 50 to 6000 MHz, making it a low cost solutions for S-parameter measurements, intermodulation measurements as well as signal monitoring in other test and system applications. This model comes housed in an aluminum alloy case (2.5 x 1.4 x 0.88") with N-Type (input) to SMA (coupled and output) connectors.

Feature	Advantages
High directivity, 33 dB	High directivity allows accurate signal sampling through the coupled port with minimal measurement error.
Wideband, 50 to 6000 MHz	One device supports a broad range of system and test lab applications.
Flat coupling, ± 0.3 dB	Provides consistent coupling performance across frequency.
Good VSWR. 1.2:1 typ.	Well-matched for 50Ω systems.
N-Type to SMA connectors	Allows connection between different connector types without the need for additional adapters.
Small size, 2.5 x 1.4 x 0.88"	Saves space in crowded spaces and dense system layouts.

Notes

- A. Performance and quality attributes and conditions not expressly stated in this specification document are intended to be excluded and do not form a part of this specification document.
B. Electrical specifications and performance data contained in this specification document are based on Mini-Circuit's applicable established test performance criteria and measurement instructions.
C. The parts covered by this specification document are subject to Mini-Circuits standard limited warranty and terms and conditions (collectively, "Standard Terms"); Purchasers of this part are entitled to the rights and benefits contained therein. For a full statement of the Standard Terms and the exclusive rights and remedies thereunder, please visit Mini-Circuits' website at www.minicircuits.com/MCLStore/terms.jsp



Coaxial, High Directivity Directional Coupler

ZHDC-10-63-NS+

50Ω 10 dB Coupling 50 to 6000 MHz

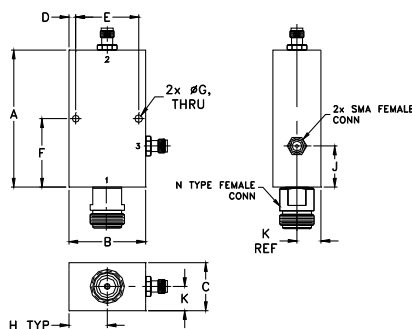
Maximum Ratings

Operating Temperature	-40°C to 85°C
Storage Temperature	-55°C to 100°C

Coaxial Connections

INPUT	1
OUTPUT	2
COUPLED	3

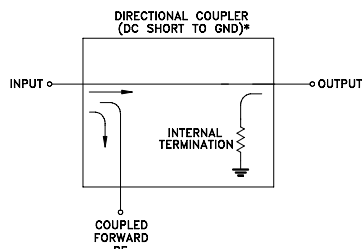
Outline Drawing



Outline Dimensions (inch/mm)

A	B	C	D	E	F
2.50	1.40	0.88	0.13	1.150	1.25
63.50	35.56	22.35	3.30	29.21	31.75
G	H	J	K	wt	
0.140	0.70	0.75	0.44	grams	
3.56	17.78	19.05	11.18	100.0	

Electrical Schematic



* ELECTRICAL SCHEMATIC IS FOR DIRECTIONAL COUPLER WITH INTERNAL TRANSFORMER(S) THAT ROUTES DC FROM RF PORTS TO GROUND.

Features

- wideband, 50 to 6000 MHz
- high directivity, 33 dB typ.
- flat coupling, ±0.3 dB typ.
- good VSWR, 1.20:1 typ.

Applications

- military defense
- test and measurement



CASE STYLE: FM1918-1

Connectors	Model
SMA / N-TYPE	ZHDC-10-63-NS+

+RoHS Compliant

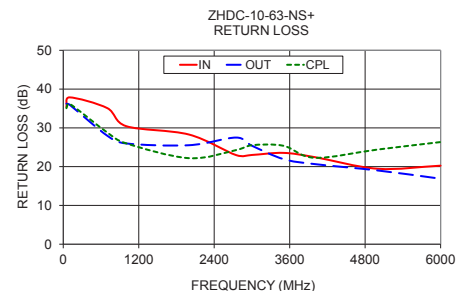
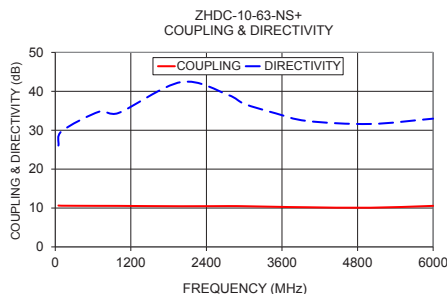
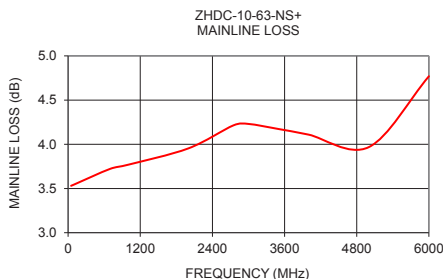
The +Suffix identifies RoHS Compliance. See our web site for RoHS Compliance methodologies and qualifications

Electrical Specifications at 25°C

Parameter	Condition (MHz)	Min.	Typ.	Max.	Unit
Frequency Range		50	—	6000	MHz
Mainline Loss	50 - 6000	—	4.0	5.3	dB
Coupling	50 - 6000	9.6	10.2	11.4	dB
Coupling Flatness(±)	50 - 6000	—	0.3	0.7	dB
Directivity	50	24	26	—	dB
	700	30	34	—	
	2750	25	32	—	
Return Loss (Input)	50 - 6000	—	18	—	dB
	50 - 6000	—	17	—	
	50 - 6000	—	19	—	
Return Loss (Output)	50 - 6000	—	17	—	dB
Return Loss (Coupling)	50 - 6000	—	19	—	dB
Input Power	50 - 6000	—	—	1.0	W

Typical Performance Data

Frequency (MHz)	Mainline Loss (dB) In-Out	Coupling (dB) In-Cpl	Directivity (dB)	Return Loss (dB)		
				In	Out	Cpl
50	3.53	10.65	26.06	35.33	36.23	35.07
100	3.55	10.60	29.72	37.86	35.97	36.21
700	3.72	10.56	34.79	35.09	27.97	28.79
1000	3.77	10.55	34.41	30.44	25.98	26.00
2000	3.95	10.46	42.39	28.27	25.52	22.19
2750	4.21	10.50	39.04	22.97	27.50	24.28
3000	4.23	10.47	36.78	23.01	25.39	25.53
3500	4.17	10.32	34.34	23.55	21.95	25.38
4000	4.11	10.20	32.38	22.45	20.66	22.28
5000	3.97	10.08	31.61	19.46	19.02	24.41
6000	4.77	10.56	32.98	20.25	16.89	26.34



Notes

- Performance and quality attributes and conditions not expressly stated in this specification document are intended to be excluded and do not form a part of this specification document.
- Electrical specifications and performance data contained in this specification document are based on Mini-Circuit's applicable established test performance criteria and measurement instructions.
- The parts covered by this specification document are subject to Mini-Circuits standard limited warranty and terms and conditions (collectively, "Standard Terms"); Purchasers of this part are entitled to the rights and benefits contained therein. For a full statement of the Standard Terms and the exclusive rights and remedies thereunder, please visit Mini-Circuits' website at www.minicircuits.com/WCLStore/terms.jsp



www.minicircuits.com P.O. Box 350166, Brooklyn, NY 11235-0003 (718) 934-4500 sales@minicircuits.com

REV. A
M151107
ED-17047/1
ZHDC-10-63-NS+
DJ/CP/AM
151007
Page 2 of 2