



40 dB Fixed Attenuator, N Male to N Female
 Unidirectional Black Anodized Aluminum Heatsink
 Body Rated to 200 Watts Up to 3 GHz

RF Fixed Attenuators Technical Data Sheet

PE7387-40

Features

- Directional
- DC to 3 GHz Frequency Range
- Attenuation 40±0.8 dB
- Max Power 200 Watts (CW)
- VSWR < 1.35:1

Applications

- Instrumentation
- Precision Measurements
- Prototyping and Characterization
- Production Systems

Description

Pasternack carries a wide range of fixed attenuators with a broad selection of attenuation levels, frequency ranges, and power dissipation ranges. RF microwave attenuators (also known as RF pads) lower the amplitude of a signal (attenuate) a known amount and can be used in a wide variety of applications. These attenuator pads are used when a signal needs to be reduced to protect measurement equipment or other circuitry, to extend the range of power meters and amplifiers, and to impedance match circuits by reducing the VSWR seen by adjacent components. RF attenuators can prevent signal overload in amplifiers, receivers and detectors, adjusting the signal level to a range that is optimal.

Few RF components are as commonly used as fixed coaxial attenuators, and Pasternack carries one of the largest in-stock varieties and ships them same day. The 40 dB Fixed Attenuator PE7387-40 is rated to 200 Watts and operates from DC to 3 GHz. The versatile coaxial package uses N male to N female connectors and is also REACH and RoHS compliant. The Black Anodized Aluminum Heatsink body allows for efficient heat dissipation under high power usage conditions.

Electrical Specifications

Description	Minimum	Typical	Maximum	Units
Frequency Range	DC		3	GHz
Impedance		50		Ohms
Nominal Attenuation		40		dB
Attenuation Accuracy		±0.8		dB
VSWR			1.35:1	
Passive Intermodulation			-100	dBc
Input Power, CW derated linearly to 20W @125°C			200	Watts
Input Power, Peak 5µs pulse, 2% duty cycle			10	KWatts

Electrical Specification Notes:

Passive intermodulation specified at 910MHz with two input signals at 935MHz and 960MHz with average carrier power levels of +43dBm each.

Click the following link (or enter part number in "SEARCH" on website) to obtain additional part information including price, inventory and certifications: [40 dB Fixed Attenuator, N Male to N Female Unidirectional Black Anodized Aluminum Heatsink Body Rated to 200 Watts Up to 3 GHz PE7387-40](#)



40 dB Fixed Attenuator, N Male to N Female
 Unidirectional Black Anodized Aluminum Heatsink
 Body Rated to 200 Watts Up to 3 GHz

RF Fixed Attenuators Technical Data Sheet

PE7387-40

Mechanical Specifications

Size

Length	10.51 in [266.95 mm]
Width/Diameter	3.86 in [98.04 mm]
Height	2.36 in [59.94 mm]
Weight	6.173 lbs [2.8 Kg]
Body Material and Plating	Black Anodized Aluminum Heatsink

Configuration

Design	Fixed, Unidirectional
Package Style	Connectorized

Connectors

Description	Connector 1	Connector 2
Type	N Male	N Female
Contact Material and Plating	Brass, Gold	Beryllium Copper, Gold
Outer Conductor Material and Plating	Brass, Nickel	Brass, Nickel
Body Material and Plating	Brass, Nickel	Brass, Nickel

Environmental Specifications

Temperature

Operating Range	-55 to +125 deg C
-----------------	-------------------

Compliance Certifications (visit www.Pasternack.com for current document)

RoHS Compliant	
REACH Compliant	12/17/2015

Plotted and Other Data

Notes:

Click the following link (or enter part number in "SEARCH" on website) to obtain additional part information including price, inventory and certifications: [40 dB Fixed Attenuator, N Male to N Female Unidirectional Black Anodized Aluminum Heatsink Body Rated to 200 Watts Up to 3 GHz PE7387-40](#)

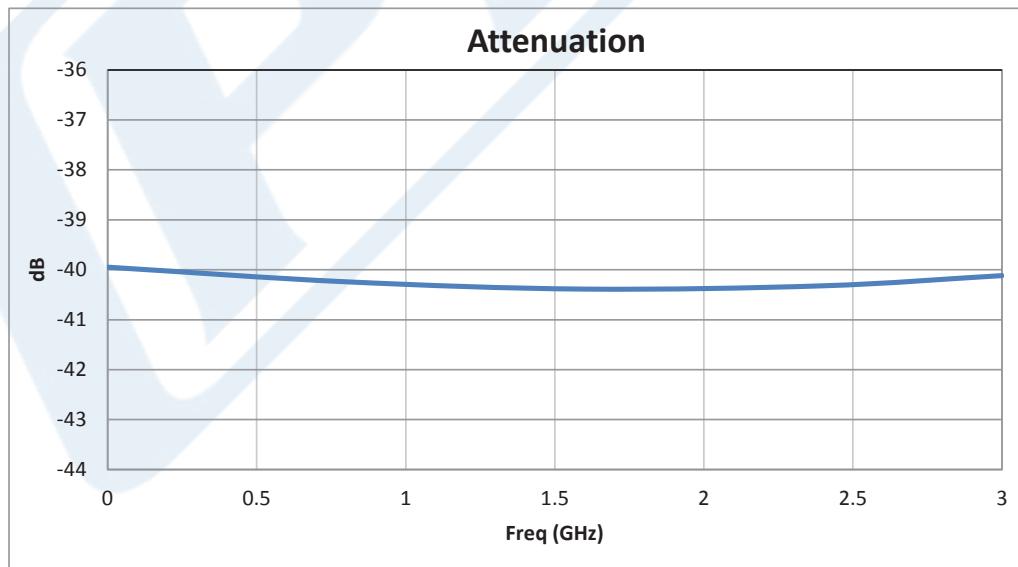
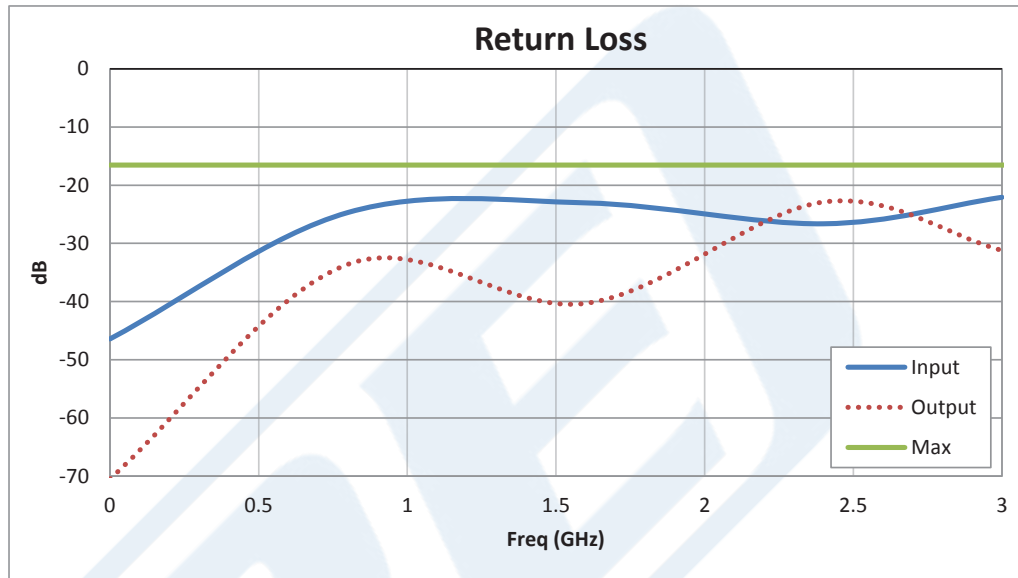


40 dB Fixed Attenuator, N Male to N Female
Unidirectional Black Anodized Aluminum Heatsink
Body Rated to 200 Watts Up to 3 GHz

RF Fixed Attenuators Technical Data Sheet

PE7387-40

Typical Performance Data



Click the following link (or enter part number in "SEARCH" on website) to obtain additional part information including price, inventory and certifications: [40 dB Fixed Attenuator, N Male to N Female Unidirectional Black Anodized Aluminum Heat-sink Body Rated to 200 Watts Up to 3 GHz PE7387-40](#)





40 dB Fixed Attenuator, N Male to N Female
Unidirectional Black Anodized Aluminum Heatsink
Body Rated to 200 Watts Up to 3 GHz

RF Fixed Attenuators Technical Data Sheet

PE7387-40

40 dB Fixed Attenuator, N Male to N Female Unidirectional Black Anodized Aluminum Heatsink Body Rated to 200 Watts Up to 3 GHz from Pasternack Enterprises has same day shipment for domestic and International orders. Our RF, microwave and millimeter wave products maintain a 99% availability and are part of the broadest selection in the industry.

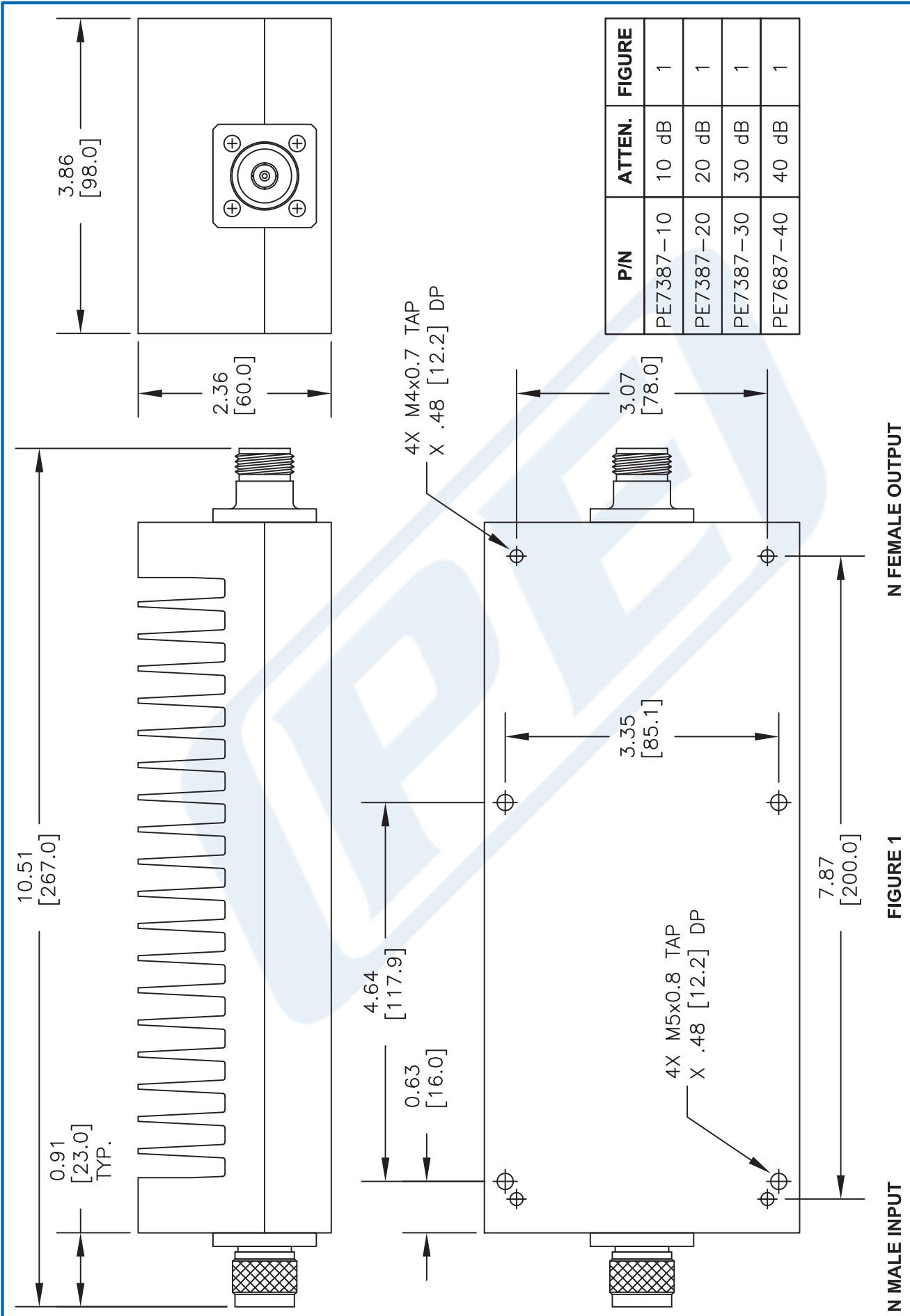
Click the following link (or enter part number in "SEARCH" on website) to obtain additional part information including price, inventory and certifications: [40 dB Fixed Attenuator, N Male to N Female Unidirectional Black Anodized Aluminum Heatsink Body Rated to 200 Watts Up to 3 GHz PE7387-40](#)

URL: <http://www.pasternack.com/40db-fixed-n-male-n-female-200-watts-attenuator-pe7387-40-p.aspx>



PE7387-40 CAD Drawing

40 dB Fixed Attenuator, N Male to N Female Unidirectional Black Anodized Aluminum Heatsink Body Rated to 200 Watts Up to 3 GHz



P/N	ATTEN.	FIGURE
PE7387-10	10 dB	1
PE7387-20	20 dB	1
PE7387-30	30 dB	1
PE7687-40	40 dB	1

FIGURE 1 N FEMALE OUTPUT

FIGURE 1 N MALE INPUT

NOTES:
 1. UNLESS OTHERWISE SPECIFIED ALL DIMENSIONS ARE NOMINAL.
 2. ALL SPECIFICATIONS ARE SUBJECT TO CHANGE WITHOUT NOTICE AT ANY TIME.
 3. DIMENSIONS ARE IN INCHES (mm).

DWG TITLE
PE7387

FSCM NO. 53919

CAD FILE 100915

SCALE N/A

SIZE A

150

PE PASTERNAK
 THE ENGINEER'S RF SOURCE

Pasternack Enterprises, Inc.
 P.O. Box 16759 | Irvine | CA | 92623

Phone: (949) 261-1920 | Fax: (949) 261-7451
 Website: www.pasternack.com | E-Mail: sales@pasternack.com