

## PCB terminal block - MKDS 1,5/ 2-5,08 RD - 1988587

Please be informed that the data shown in this PDF Document is generated from our Online Catalog. Please find the complete data in the user's documentation. Our General Terms of Use for Downloads are valid (<http://phoenixcontact.com/download>)

PCB terminal block, Nominal current: 17.5 A, Nom. voltage: 400 V, Pitch: 5.08 mm, Number of positions: 2, Connection method: Screw connection, Mounting: Soldering, Conductor/PCB connection direction: 0 °, Color: red

### Key commercial data

Packing unit	1 pc
Weight per Piece (excluding packing)	2.93 GRM
Custom tariff number	85369010
Country of origin	Germany

### Technical data

#### Dimensions

Length	9.8 mm
Height	13.8 mm
Pitch	5.08 mm
Dimension a	5.08 mm
Pin dimensions	0,9 x 0,9 mm
Hole diameter	1.3 mm

#### General

Range of articles	MKDS 1,5
Rated surge voltage (III/3)	4 kV
Rated surge voltage (III/2)	4 kV
Rated surge voltage (II/2)	4 kV
Rated voltage (III/3)	250 V
Rated voltage (III/2)	400 V
Rated voltage (II/2)	630 V
Connection in acc. with standard	EN-VDE
Nominal current $I_N$	17.5 A
Nominal cross section	1.5 mm <sup>2</sup>
Solder pin surface	Sn
Internal cylindrical gage	A1
Stripping length	7 mm
Number of positions	2
Screw thread	M3
Tightening torque, min	0.5 Nm

# PCB terminal block - MKDS 1,5/ 2-5,08 RD - 1988587

## Technical data

### General

Tightening torque max	0.6 Nm
-----------------------	--------

### Connection data

Conductor cross section AWG/kcmil min.	26
Conductor cross section AWG/kcmil max	14
2 conductors with same cross section, solid min.	0.14 mm <sup>2</sup>
2 conductors with same cross section, solid max.	1 mm <sup>2</sup>
2 conductors with same cross section, stranded min.	0.14 mm <sup>2</sup>
2 conductors with same cross section, stranded max.	0.75 mm <sup>2</sup>
2 conductors with same cross section, stranded, ferrules without plastic sleeve, min.	0.25 mm <sup>2</sup>
2 conductors with same cross section, stranded, ferrules without plastic sleeve, max.	0.5 mm <sup>2</sup>
2 conductors with same cross section, stranded, TWIN ferrules with plastic sleeve, min.	0.5 mm <sup>2</sup>
2 conductors with same cross section, stranded, TWIN ferrules with plastic sleeve, max.	1 mm <sup>2</sup>
Minimum AWG according to UL/CUL	30
Maximum AWG according to UL/CUL	14

## Classifications

### eCl@ss

eCl@ss 4.0	27141109
eCl@ss 4.1	27141109
eCl@ss 5.0	27141190
eCl@ss 5.1	27141190
eCl@ss 6.0	27261101
eCl@ss 7.0	27440401
eCl@ss 8.0	27440401

### ETIM

ETIM 3.0	EC001121
ETIM 4.0	EC002643
ETIM 5.0	EC002643

### UNSPSC

UNSPSC 6.01	30211801
UNSPSC 7.0901	39121432
UNSPSC 11	39121432

# PCB terminal block - MKDS 1,5/ 2-5,08 RD - 1988587

## Classifications

### UNSPSC

UNSPSC 12.01	39121432
UNSPSC 13.2	39121432

## Approvals

### Approvals

---

#### Approvals

CSA / UL Recognized / SEV / cUL Recognized / GOST / GL / CCA / GOST / cULus Recognized

---


#### Ex Approvals


---

#### Approvals submitted

---

## Approval details

CSA 		
	B	D
mm <sup>2</sup> /AWG/kcmil	28-14	28-14
Nominal current IN	10 A	10 A
Nominal voltage UN	300 V	300 V


UL Recognized 		
	B	D
mm <sup>2</sup> /AWG/kcmil	30-14	30-14
Nominal current IN	15 A	10 A
Nominal voltage UN	300 V	300 V

SEV	
mm <sup>2</sup> /AWG/kcmil	2.5


# PCB terminal block - MKDS 1,5/ 2-5,08 RD - 1988587

## Approvals

Nominal voltage UN	250 V
--------------------	-------

cUL Recognized 

	B	D
mm <sup>2</sup> /AWG/kcmil	30-14	30-14
Nominal current I <sub>N</sub>	15 A	10 A
Nominal voltage UN	300 V	300 V

GOST 

GL

CCA

mm <sup>2</sup> /AWG/kcmil	2.5
Nominal voltage UN	250 V

GOST 

cULus Recognized 