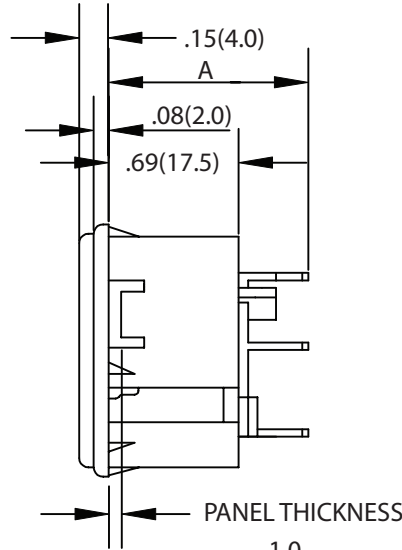
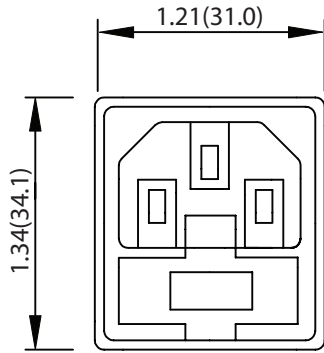
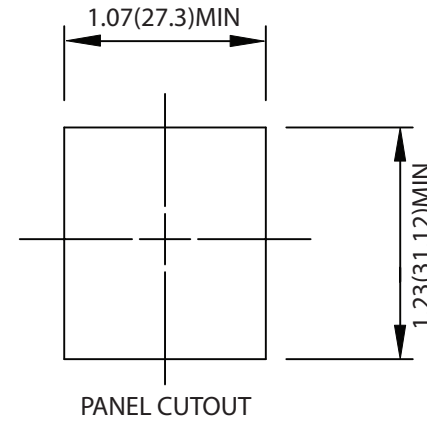


THESE DRAWINGS ARE THE PROPERTY OF QUALTEK ELECTRONICS AND NOT TO BE REPRODUCED FOR OR COMMUNICATED TO A THIRD PARTY WITHOUT THE EXPRESS WRITTEN PERMISSION OF AN OFFICER OF QUALTEK ELECTRONICS.

REVISION			
REV.	DESCRIPTION	DATE	APPROVED
B	RoHS Compliancy	06-01-06	DP
C	Updated Approvals	03-16-15	LY



- 1.0
- 1.5
- 2.0
- 3.0



PART No.	DIM. A
723-*/28	27.0
723-*/48	26.5
723-*/63	27.6

\*\* DENOTES PANEL THICKNESS

NOTES:

MAX RATING: 10A 250V AC  
 CONTACT RESISTANCE: <10m OHM 9<15 OHM INCLUDING FUSEHOLDER  
 INSULATION RESISTANCE: >10<sup>3</sup> M OHM  
 A.C. BREAKDOWN: POLE - POLE 5.5kV  
 POLES - PANEL 4.0kV  
 OPERATING TEMPERATURE: -40° C TO 70° C  
 MAX. PIN TEMPERATURE: + 65° C  
 MATERIALS:  
 MOLDING: NYLON, FLAMMABILITY RATING UL 94 V-0  
 CONTACTS: BRASS, PINS NICKEL PLATED, TAGS TIN PLATED  
 FUSE NOT INCLUDED, RECOMMENDED FUSE 5 x 20mm  
 APPROVALS: UL, CSA  
 RoHS COMPLIANT

**CONTROLLED**

Dim range (mm)	Tolerance +/- (mm)	Qualtek Electronics Corp. PPC DIVISION		
		Part Number:	723 SNAP-IN SERIES	RoHS Compliant
0-1	0.15	Description: <b>INLET WITH FUSEHOLDER</b>		
1-6	0.20			
6-18	0.30		UNIT: in/mm	REV. C
18-50	0.50	Drawn / Date	Checked / Date	Approved / Date
50-120	0.70	S.CHEN 06-07-99	06-07-99	JJH / 06-07-99
120-250	0.90			
250-500	1.20			