


PDS03W
PDH03W **SERIES**

DC-DC CONVERTER



4:1 ULTRA WIDE INPUT RANGE
 UP TO 3 Watts



FEATURES

- NO MINIMUM LOAD REQUIRED
- UP TO 3000VDC INPUT TO OUTPUT ISOLATION
- SMALL SIZE AND LOW PROFILE : 0.74 X 0.50 X 0.33 INCH
- LOW OUTPUT RIPPLE AND NOISE
- UL60950-1, EN60950-1, & IEC60950-1 SAFETY APPROVALS
- CE MARKED
- COMPLIANT TO RoHS II & REACH

APPLICATIONS

- WIRELESS NETWORK
- TELECOM/DATACOM
- INDUSTRY CONTROL SYSTEM
- DISTRIBUTED POWER ARCHITECTURES
- SEMICONDUCTOR EQUIPMENT

3000VDC ISOLATION	1600VDC ISOLATION	REMOTE CONTROL	SCP
--------------------------	--------------------------	-----------------------	------------

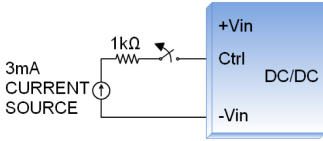
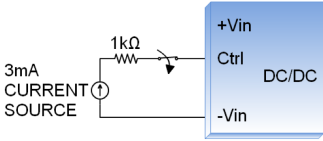
TECHNICAL SPECIFICATION All specifications are typical at nominal input, full load and 25°C otherwise noted

Model Number	Input Range	Output Voltage	Output Current @Full Load	Input Current @ No Load	Efficiency	Maximum Capacitor Load
	VDC	VDC	mA	mA	%	µF
PDS(H)03-12S3P3W	4.5 ~ 18	3.3	700	35	75	3300
PDS(H)03-12S05W	4.5 ~ 18	5	600	35	81	1680
PDS(H)03-12S09W	4.5 ~ 18	9	333	35	80	1000
PDS(H)03-12S12W	4.5 ~ 18	12	250	35	82	820
PDS(H)03-12S15W	4.5 ~ 18	15	200	35	82	680
PDS(H)03-12D05W	4.5 ~ 18	±5	±300	40	79	±1000
PDS(H)03-12D12W	4.5 ~ 18	±12	±125	40	82	±470
PDS(H)03-12D15W	4.5 ~ 18	±15	±100	45	81	±330
PDS(H)03-24S3P3W	9 ~ 36	3.3	700	20	75	3300
PDS(H)03-24S05W	9 ~ 36	5	600	20	80	1680
PDS(H)03-24S09W	9 ~ 36	9	333	20	80	1000
PDS(H)03-24S12W	9 ~ 36	12	250	20	82	820
PDS(H)03-24S15W	9 ~ 36	15	200	20	82	680
PDS(H)03-24D05W	9 ~ 36	±5	±300	20	79	±1000
PDS(H)03-24D12W	9 ~ 36	±12	±125	20	82	±470
PDS(H)03-24D15W	9 ~ 36	±15	±100	20	81	±330
PDS(H)03-48S3P3W	18 ~ 75	3.3	700	13	75	3300
PDS(H)03-48S05W	18 ~ 75	5	600	13	80	1680
PDS(H)03-48S09W	18 ~ 75	9	333	13	80	1000
PDS(H)03-48S12W	18 ~ 75	12	250	13	83	820
PDS(H)03-48S15W	18 ~ 75	15	200	13	82	680
PDS(H)03-48D05W	18 ~ 75	±5	±300	13	79	±1000
PDS(H)03-48D12W	18 ~ 75	±12	±125	13	82	±470
PDS(H)03-48D15W	18 ~ 75	±15	±100	13	81	±330

PART NUMBER STRUCTURE

PDS03 - 48 S 05 W H					
Series Name	Input Voltage (VDC)	Output Quantity	Output Voltage (VDC)	Input Range	Isolation Option
PDS : SMD type PDH : DIP type	12 : 4.5~18 24 : 9~36 48 : 18~75	S : Single	3P3 : 3.3 05 : 5 09 : 9 12 : 12 15 : 15	4 : 1	<input type="checkbox"/> : Standard type 1600VDC isolation H : 3000VDC isolation
		D : Dual	05 : ± 5 12 : ± 12 15 : ± 15		

INPUT SPECIFICATIONS

Parameter	Conditions	Min.	Typ.	Max.	Unit
Operating input voltage range	12Vin(nom) 24Vin(nom) 48Vin(nom)	4.5 9 18	12 24 48	18 36 75	VDC
Start up time	Constant resistive load Power up Remote ON/OFF		5 5		ms
Input surge voltage	1 second, max. 12Vin(nom) 24Vin(nom) 48Vin(nom)			25 50 100	VDC
Input reflected ripple current	12Vin(nom) 24Vin(nom) 48Vin(nom)		80 40 30		mAp-p
Input filter					Capacitor type
Remote ON/OFF	Ctrl pin applied current via 1kΩ DC-DC ON DC-DC OFF Remote off input current	2	3	4 2.5	mA mA
<p>Application circuit</p> <p>DC-DC ON</p>  <p>DC-DC OFF</p> 					

OUTPUT SPECIFICATIONS

Parameter	Conditions	Min.	Typ.	Max.	Unit
Voltage accuracy		-1.0		+1.0	%
Line regulation	Low Line to High Line at Full Load	-0.2		+0.2	%
Load regulation	No Load to Full Load	-1.0		+1.0	%
	10% Load to 100% Full Load	-0.5 -0.8		+0.5 +0.8	%
Cross regulation	Asymmetrical load 25%/100% FL	-5.0		+5.0	%
Ripple and noise	20MHz bandwidth		30		mVp-p
Temperature coefficient		-0.02		+0.02	%/°C
Transient response recovery time	25% load step change		250		μs
Short circuit protection					Continuous, automatic recovery

GENERAL SPECIFICATIONS

Parameter	Conditions			Min.	Typ.	Max.	Unit
Isolation voltage	1 minute	Input to Output	Standard Type Suffix "H"	1600 3000			VDC
Isolation resistance	500VDC			1			GΩ
Isolation capacitance			Standard Type Suffix "H"			50 50	pF
Switching frequency	Full load to minimum load			100			kHz
Safety approvals							UL60950-1 EN60950-1 IEC60950-1
Weight							4.5g (0.16oz)
MTBF	MIL-HDBK-217F						5.738 x 10 ⁶ hrs

ENVIRONMENTAL SPECIFICATIONS

Parameter	Conditions			Min.	Typ.	Max.	Unit
Operating ambient temperature			Without derating With derating	-40 +71		+71 +85	°C
Storage temperature range				-55		+125	°C
Thermal shock							MIL-STD-810F
Vibration							MIL-STD-810F
Relative humidity							5% to 95% RH
Lead-free reflow solder process							IPC J-STD-020D
Moisture sensitivity level	MSL						IPC J-STD-033B Level 2a

EMC SPECIFICATIONS

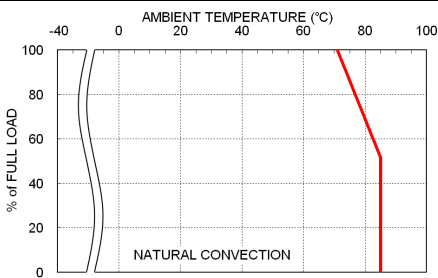
Parameter	Conditions		Level
EMI ⁽¹⁾	EN55022		Class A · Class B
ESD	EN61000-4-2	Air ± 8kV and Contact ± 6kV	Perf. Criteria A
Radiated immunity	EN61000-4-3	10 V/m	Perf. Criteria A
Fast transient ⁽²⁾	EN61000-4-4	± 2kV	Perf. Criteria A
Surge ⁽²⁾	EN61000-4-5	±1kV	Perf. Criteria A
Conducted immunity	EN61000-4-6	10 Vr.m.s	Perf. Criteria A

Note:

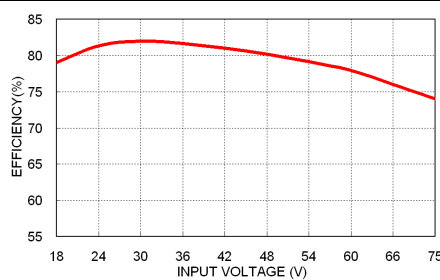
- The standard modules meet EMI Class A or Class B with external components. For further information, please contact with P-DUKE.
- An external input filter capacitor is required if the module has to meet EN61000-4-4, EN61000-4-5.
The filter capacitor Power Mate suggest: Nippon chemi-con KY series, 220μF/100V.

CAUTION: This power module is not internally fused. An input line fuse must always be used.

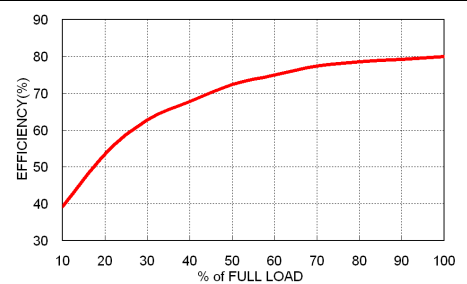
CHARACTERISTIC CURVE



PDS03-48S05W Derating Curve



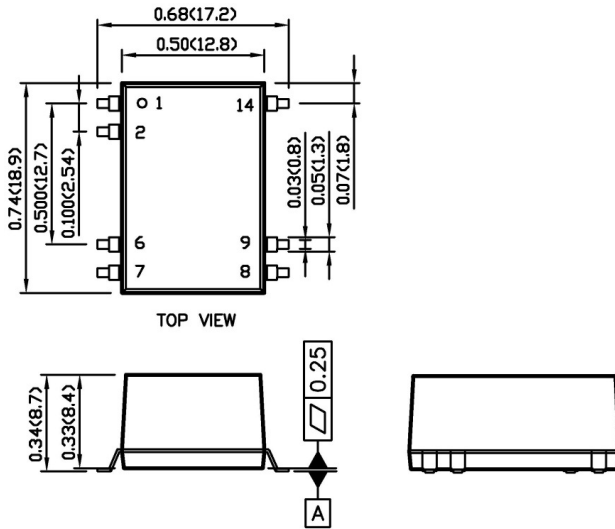
PDS03-48S05W Efficiency vs. Input Voltage



PDS03-48S05W Efficiency vs. Output Load

MECHANICAL DRAWING

PDS03



PIN CONNECTION

PIN	SINGLE	DUAL
1	-Vin	-Vin
2	Ctrl	Ctrl
6	NC	Common
7	NC	-Vout
8	+Vout	+Vout
9	-Vout	Common
14	+Vin	+Vin

1. All dimensions in inch (mm)
2. Tolerance :x.xx±0.02 (x.x±0.5)
x.xxx±0.01 (x.xx±0.25)
3. Pin pitch tolerance ±0.01 (0.25)
4. Pin dimension tolerance ±0.004(0.1)

PDH03

