

110L...-PCB / 430L...-PCB Series

Signal conditioned precision pressure transducers

FEATURES

- 1 to 50 mbar, 1 to 30 "H₂O gage or differential pressure (custom calibrations available)
- 1...6 V or 4...20 mA output
- Internal supply regulation
- Precision temperature compensated and calibrated
- Special calibrations for small volumes on request



SERVICE

Non-corrosive, non-ionic working fluids such as dry air and dry gases.

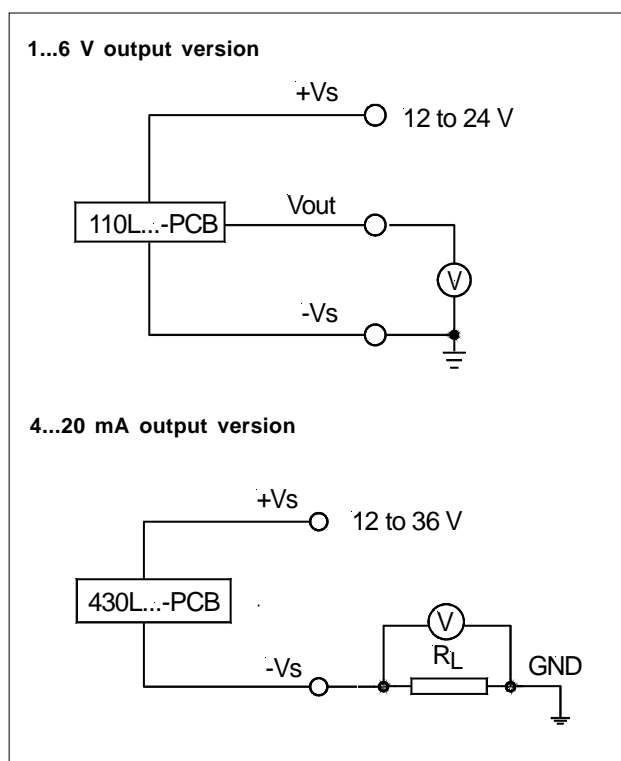
Scale: 1 cm
1 inch

SPECIFICATIONS

Maximum ratings

| | |
|---|-------------|
| Supply voltage | |
| 110L...-PCB | 12...24 V |
| 430L...-PCB ¹ | 12...36 V |
| Maximum load current (110L...-PCB only) | |
| source | 20 mA |
| sink | 10 mA |
| Temperature limits | |
| Storage | -25 to 85°C |
| Operating | -10 to 70°C |
| Compensated | 0 to 50°C |
| Lead temperature(4 sec soldering) | 300°C |
| Humidity limits (pressure inlets only) | 0 - 80 %RH |

ELECTRICAL CONNECTION



110L...-PCB / 430L...-PCB Series

Signal conditioned precision pressure transducers

PERFORMANCE CHARACTERISTICS

1...6 V output version (unless otherwise noted $V_s = 15\text{ V}$, $R_L > 100\text{ k}\Omega$, $t_{amb} = 25^\circ\text{C}$)

| Characteristics | | | Min. | Typ. | Max. | Proof pressure ² | Common mode pressure | Unit | |
|---|--------------------------------------|-------------------|------|-------|-------|-----------------------------|----------------------|---------|-------------------|
| Operating pressure ³ | differential devices | 112LP02D-PCB | 0 | | 2 | 200 | 300 | mbar | |
| | | 112LP05D-PCB | 0 | | 5 | 200 | 300 | | |
| | | 112LP10D-PCB | 0 | | 10 | 200 | 300 | | |
| | | 112LP25D-PCB | 0 | | 25 | 300 | 600 | | |
| | | 112LP50D-PCB | 0 | | 50 | 300 | 600 | | |
| | pressure/vacuum devices ³ | 113LP01D-PCB | -1 | | 1 | 200 | 300 | | |
| | | 113LP02D-PCB | -2 | | 2 | 200 | 300 | | |
| | | 113LP05D-PCB | -5 | | 5 | 200 | 300 | | |
| | | 113LP10D-PCB | -10 | | 10 | 200 | 300 | | |
| | | 113LP25D-PCB | -25 | | 25 | 300 | 600 | | |
| | | 113LP50D-PCB | -50 | | 50 | 300 | 600 | | |
| | differential devices | 112LU01D-PCB | 0 | | 1 | 80 | 160 | | "H ₂ O |
| | | 112LU02D-PCB | 0 | | 2 | 120 | 240 | | |
| | | 112LU05D-PCB | 0 | | 5 | 120 | 240 | | |
| 112LU10D-PCB | | 0 | | 10 | 240 | 360 | | | |
| 112LU20D-PCB | | 0 | | 20 | 240 | 360 | | | |
| 112LU30D-PCB | | 0 | | 30 | 240 | 360 | | | |
| pressure/vacuum devices ³ | 113LU01D-PCB | -1 | | 1 | 80 | 160 | | | |
| | 113LU02D-PCB | -2 | | 2 | 120 | 240 | | | |
| | 113LU05D-PCB | -5 | | 5 | 120 | 240 | | | |
| | 113LU10D-PCB | -10 | | 10 | 240 | 360 | | | |
| | 113LU20D-PCB | -20 | | 20 | 240 | 360 | | | |
| | 113LU30D-PCB | -30 | | 30 | 240 | 360 | | | |
| Zero pressure offset ⁴ | 112L...-PCB | 0.95 | 1.0 | 1.05 | | | V | | |
| | 113L...-PCB | 3.4 | 3.5 | 3.6 | | | | | |
| Full scale span ⁵ | 112L...-PCB | 4.9 | 5.0 | 5.1 | | | | | |
| | 113L...-PCB | 2.4 | 2.5 | 2.6 | | | | | |
| Full scale output | | | 6.0 | | | | | | |
| Output at lowest specified pressure | 113L...-PCB | | 1.0 | | | | | | |
| Thermal effects (0 to 50°C) ⁶ | Offset | 113LP01D-PCB | | ±0.08 | ±0.20 | | | %FSO/°C | |
| | | 11...LP02D-PCB | | ±0.04 | ±0.10 | | | | |
| | | 11...LU01D-PCB | | ±0.04 | ±0.10 | | | | |
| | | all other devices | | ±0.02 | ±0.05 | | | | |
| | Span | 113LP01D-PCB | | ±0.08 | ±0.20 | | | | |
| | | 11...LP02D-PCB | | ±0.04 | ±0.10 | | | | |
| | | 11...LU01D-PCB | | ±0.04 | ±0.10 | | | | |
| | | all other devices | | ±0.02 | ±0.04 | | | | |
| Non-linearity and hysteresis (BSL) ⁷ | | | | ±0.1 | ±0.25 | | | %FSO | |
| Long term stability ⁸ | | | | ±0.5 | | | | | |
| Response time (10 to 90 %) | | | | 1 | | | | ms | |
| Position sensitivity | all 1 and 2 mbar devices | | | 0.5 | | | | %FSO/g | |
| | all other devices | | | 0.1 | | | | | |
| Current consumption | | | | 4.2 | | | | mA | |
| Power supply rejection | Offset | | | 0.05 | | | | %FSO/V | |
| | Span | | | 0.05 | | | | | |

110L...-PCB / 430L...-PCB Series

Signal conditioned precision pressure transducers

PERFORMANCE CHARACTERISTICS

4...20 mA output version (unless otherwise noted $V_S = 15\text{ V}$, $R_L = 100\ \Omega$, $t_{amb} = 25^\circ\text{C}$)

| Characteristics | | | Min. | Typ. | Max. | Proof pressure ² | Common mode pressure | Unit | | |
|---|--------------------------------------|-------------------|--------------|-------|-------|-----------------------------|----------------------|---------|-----|-------------------|
| Operating pressure ³ | differential devices | 432LP01D-PCB | 0 | | 1 | 200 | 300 | mbar | | |
| | | 432LP02D-PCB | 0 | | 2 | 200 | 300 | | | |
| | | 432LP05D-PCB | 0 | | 5 | 200 | 300 | | | |
| | | 432LP10D-PCB | 0 | | 10 | 200 | 300 | | | |
| | | 432LP25D-PCB | 0 | | 25 | 300 | 600 | | | |
| | | 432LP50D-PCB | 0 | | 50 | 300 | 600 | | | |
| | pressure/vacuum devices ³ | 433LP01D-PCB | -1 | | 1 | 200 | 300 | | | |
| | | 433LP02D-PCB | -2 | | 2 | 200 | 300 | | | |
| | | 433LP05D-PCB | -5 | | 5 | 200 | 300 | | | |
| | | 433LP10D-PCB | -10 | | 10 | 200 | 300 | | | |
| | | 433LP25D-PCB | -25 | | 25 | 300 | 600 | | | |
| | | 433LP50D-PCB | -50 | | 50 | 300 | 600 | | | |
| | differential devices | 432LU01D-PCB | 432LU01D-PCB | 0 | | 1 | 80 | | 160 | "H ₂ O |
| | | | 432LU02D-PCB | 0 | | 2 | 120 | | 240 | |
| 432LU05D-PCB | | | 0 | | 5 | 120 | 240 | | | |
| 432LU10D-PCB | | | 0 | | 10 | 240 | 360 | | | |
| 432LU20D-PCB | | | 0 | | 20 | 240 | 360 | | | |
| 432LU30D-PCB | | | 0 | | 30 | 240 | 360 | | | |
| pressure/vacuum devices ³ | | 433LU01D-PCB | -1 | | 1 | 80 | 160 | | | |
| | | 433LU02D-PCB | -2 | | 2 | 120 | 240 | | | |
| | | 433LU05D-PCB | -5 | | 5 | 120 | 240 | | | |
| | | 433LU10D-PCB | -10 | | 10 | 240 | 360 | | | |
| 433LU20D-PCB | -20 | | 20 | 240 | 360 | | | | | |
| 433LU30D-PCB | -30 | | 30 | 240 | 360 | | | | | |
| Zero pressure offset ⁴ | 432L...-PCB | 3.9 | 4.0 | 4.1 | | | mA | | | |
| | 433L...-PCB | 11.9 | 12.0 | 12.1 | | | | | | |
| Full scale span ⁵ | 432L...-PCB | 15.8 | 16.0 | 16.2 | | | | | | |
| | 433L...-PCB | 7.9 | 8.0 | 8.1 | | | | | | |
| Full scale output | | | 20.0 | | | | | | | |
| Output at lowest specified pressure | 433L...-PCB | | 4.0 | | | | | | | |
| Thermal effects (0 to 50°C) ⁶ | Offset | 43...LP01D-PCB | | ±0.08 | ±0.20 | | | %FSO/°C | | |
| | | 43...LP02D-PCB | | ±0.04 | ±0.10 | | | | | |
| | | 43...LU01D-PCB | | ±0.04 | ±0.10 | | | | | |
| | | all other devices | | ±0.02 | ±0.05 | | | | | |
| | Span | 43...LP01D-PCB | | ±0.08 | ±0.20 | | | | | |
| | | 43...LP02D-PCB | | ±0.04 | ±0.10 | | | | | |
| | | 43...LU01D-PCB | | ±0.04 | ±0.10 | | | | | |
| | | all other devices | | ±0.02 | ±0.04 | | | | | |
| Non-linearity and hysteresis (BSL) ⁷ | | | 0.1 | 0.25 | | | %FSO | | | |
| Long term stability ⁸ | | | ±0.2 | | | | %FSO | | | |
| Response time (10 to 90 %) | | | 1 | | | | ms | | | |
| Position sensitivity | all 1 and 2 mbar devices | | | 0.5 | | | | %FSO/g | | |
| | all 1 "H ₂ O devices | | | 0.5 | | | | | | |
| | all other devices | | | 0.1 | | | | | | |
| Current consumption (I _i = 20 mA) | | | 4.2 | | | | mA | | | |
| Power supply rejection | Offset | | | 0.05 | | | | %FSO/V | | |
| | Span | | | 0.05 | | | | | | |

110L...-PCB / 430L...-PCB Series

Signal conditioned precision pressure transducers

Specification notes:

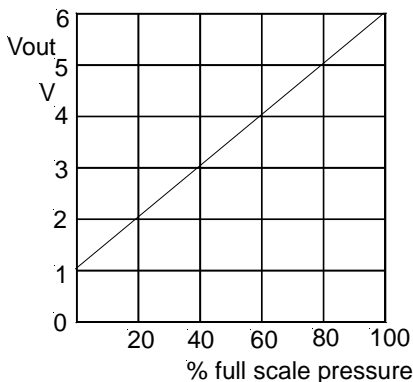
1. The minimum supply voltage is directly proportional to the load resistance seen by the transmitter. For more details see the [load limitation](#) diagram.
2. Proof pressure is the maximum pressure which may be applied without causing damage to the sensing element.
3. The output signal is proportional to the pressure applied to port B, relative to port A, e.g. the output signal increases when vacuum is applied to port A relative to port B.
4. Calibrated after minimum 3 minutes warm-up time.
5. Full scale span is the algebraic difference between the positive full scale output and the zero pressure offset.
6. Thermal effects tested and guaranteed from 0 - 50°C relative to 25°C. All specifications shown are relative to 25°C.
7. Non-linearity refers to the **Best Straight Line** fit measured for offset pressure, full scale pressure and 1/2 full-scale pressure.
8. Change in output after one year or 1 million pressure cycles.

OUTPUT CHARACTERISTICS

1...6 V output versions

Differential devices

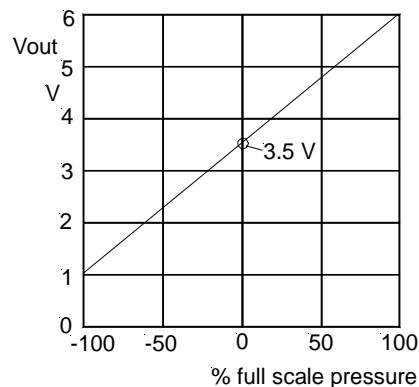
112L...-PCB



1...6 V output versions

Pressure/vacuum devices

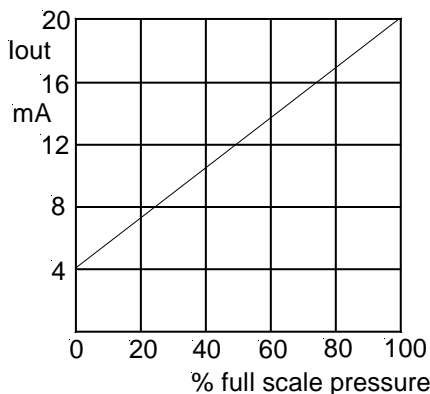
113L...-PCB



4...20 mA output versions

Differential devices

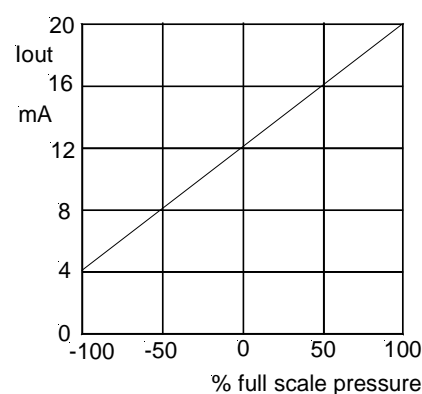
432L...-PCB



4...20 mA output versions

Pressure/vacuum devices

433L...-PCB

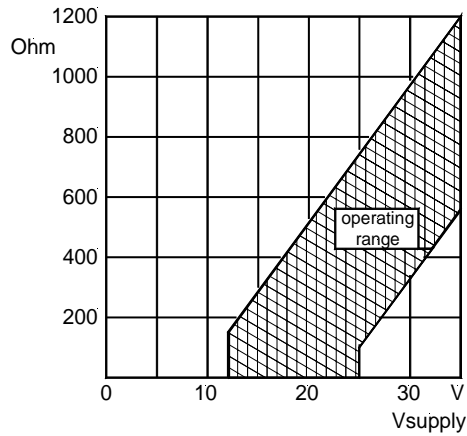


110L...-PCB / 430L...-PCB Series

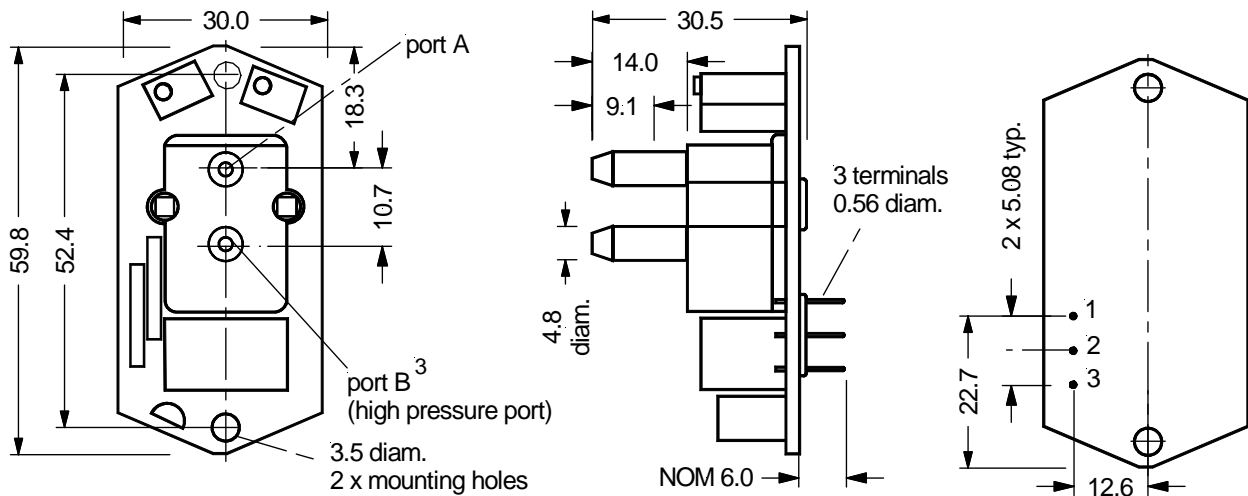
Signal conditioned precision pressure transducers

LOAD LIMITATION

4...20 mA output versions



OUTLINE DRAWING



mass: 20 g

dimensions in mm

PIN CONNECTION:

| Pin | Connection | |
|-----|-----------------|-------------------|
| | 1 - 6 V version | 4 - 20 mA version |
| 1 | +Vs | NC |
| 2 | -Vs | -Vs |
| 3 | Vout | +Vs |

110L...-PCB / 430L...-PCB Series

Signal conditioned precision pressure transducers

ORDERING INFORMATION

| Operating pressure | | Part number | |
|---------------------------|-------------------------|----------------|------------------|
| | | 1...6 V output | 4...20 mA output |
| Differential/gage devices | 0 - 1 mbar | --- | 432LP01D-PCB |
| | 0 - 2 mbar | 112LP02D-PCB | 432LP02D-PCB |
| | 0 - 5 mbar | 112LP05D-PCB | 432LP05D-PCB |
| | 0 - 10 mbar | 112LP10D-PCB | 432LP10D-PCB |
| | 0 - 25 mbar | 112LP25D-PCB | 432LP25D-PCB |
| | 0 - 50 mbar | 112LP50D-PCB | 432LP50D-PCB |
| Pressure/vacuum devices | 0 ±1 mbar | 113LP01D-PCB | 433LP01D-PCB |
| | 0 ±2 mbar | 113LP02D-PCB | 433LP02D-PCB |
| | 0 ±5 mbar | 113LP05D-PCB | 433LP05D-PCB |
| | 0 ±10 mbar | 113LP10D-PCB | 433LP10D-PCB |
| | 0 ±25 mbar | 113LP25D-PCB | 433LP25D-PCB |
| | 0 ±50 mbar | 113LP50D-PCB | 433LP50D-PCB |
| Differential/gage devices | 0 - 1"H ₂ O | 112LU01D-PCB | 432LU01D-PCB |
| | 0 - 2"H ₂ O | 112LU02D-PCB | 432LU02D-PCB |
| | 0 - 5"H ₂ O | 112LU05D-PCB | 432LU05D-PCB |
| | 0 - 10"H ₂ O | 112LU10D-PCB | 432LU10D-PCB |
| | 0 - 20"H ₂ O | 112LU20D-PCB | 432LU20D-PCB |
| | 0 - 30"H ₂ O | 112LU30D-PCB | 432LU30D-PCB |
| Pressure/vacuum devices | 0 ± 1"H ₂ O | 113LU01D-PCB | 433LU01D-PCB |
| | 0 ± 2"H ₂ O | 113LU02D-PCB | 433LU02D-PCB |
| | 0 ± 5"H ₂ O | 113LU05D-PCB | 433LU05D-PCB |
| | 0 ± 10"H ₂ O | 113LU10D-PCB | 433LU10D-PCB |
| | 0 ± 20"H ₂ O | 113LU20D-PCB | 433LU20D-PCB |
| | 0 ± 30"H ₂ O | 113LU30D-PCB | 433LU30D-PCB |

Custom calibrations available

Sensortech reserves the right to make changes to any products herein. Sensortech does not assume any liability arising out of the application or use of any product or circuit described herein, neither does it convey any license under its patent rights nor the rights of others.