

High conductance low leakage diode

MMBD1501A/1503A/ 1504A/1505A

FEATURES

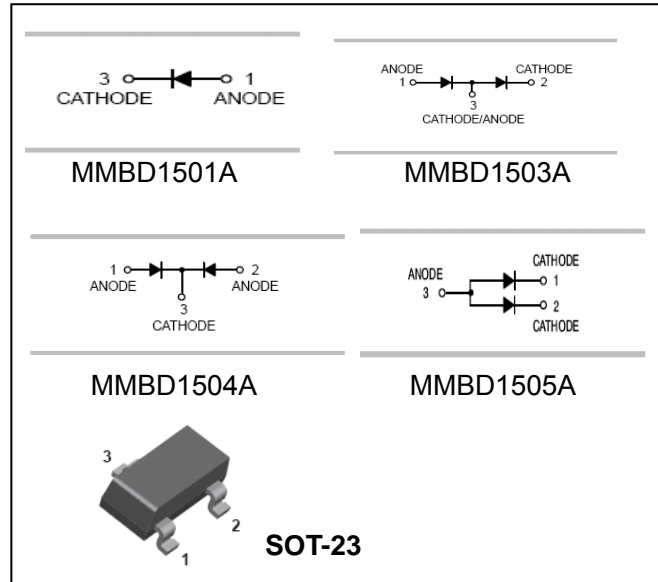
- Two element incorporated into one package.
(Emitter-coupled transistors)
- Reduction of the mounting area and assembly cost by one half.



APPLICATIONS

- For general application.

ORDERING INFORMATION



Type No.	Marking	Package Code
MMBD1501A	A11	SOT-23
MMBD1503A	A13	SOT-23
MMBD1504A	A14	SOT-23
MMBD1505A	A15	SOT-23

MAXIMUM RATING @ Ta=25°C unless otherwise specified

Parameter	Symbol	Limits	Unit
Reverse Voltage	V_R	200	V
Average rectified current	$V_{F(AV)}$	200	mA
Forward Continuous Current	I_{FM}	200	mA
Recurrent Peak Forward Current	I_{FRM}	700	mA
Peak forward current (1.0s) (1.0m)	I_{FSM}	1.0 2.0	A
Power Dissipation	P_d	350	mW
Thermal resistance, Junction to ambient	$R_{\theta JA}$	357	°C/W
Storage temperature	T_{STG}	-55 to +150	°C

High conductance low leakage diode

**MMBD1501A/1503A/
1504A/1505A**

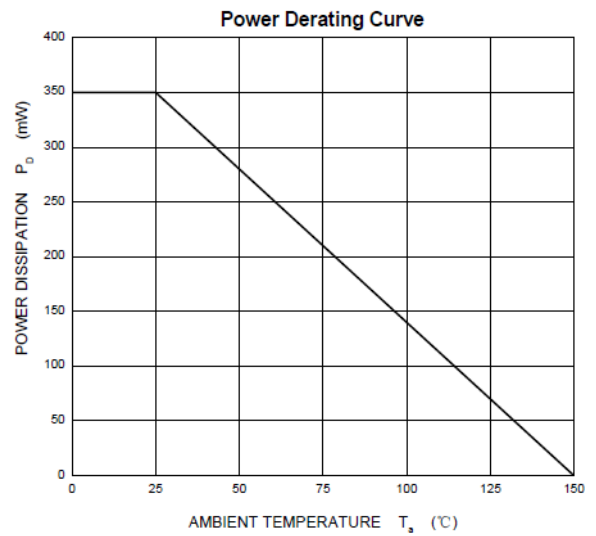
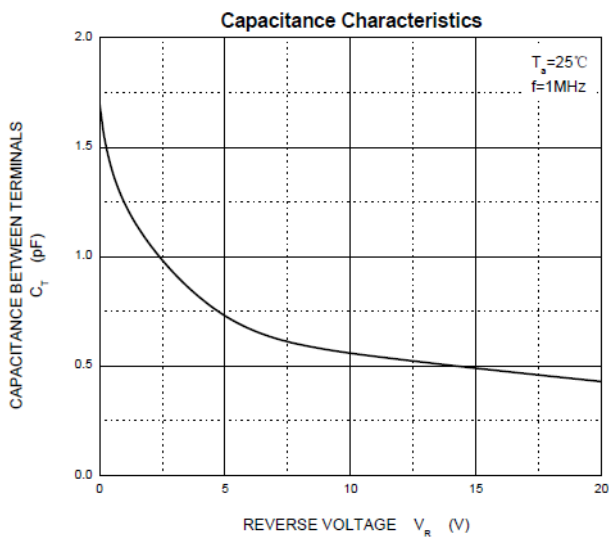
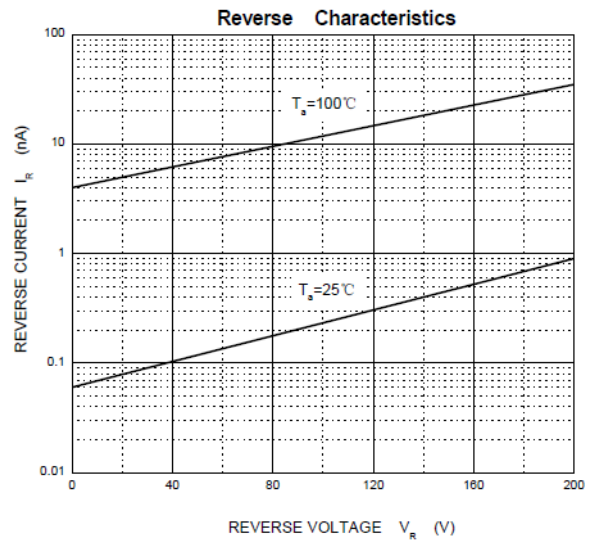
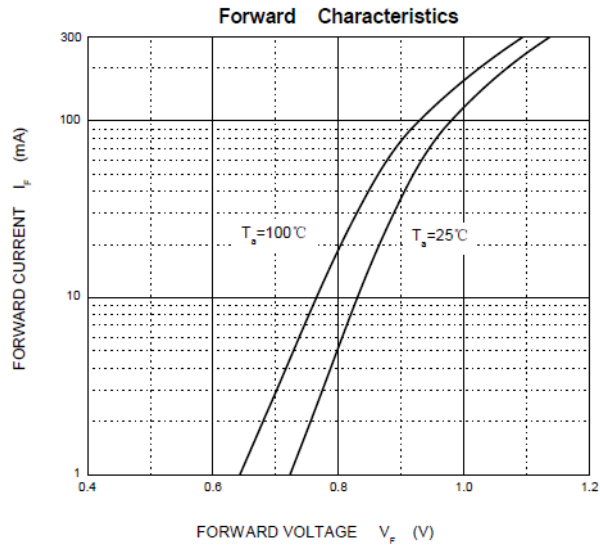
ELECTRICAL CHARACTERISTICS @ Ta=25°C unless otherwise specified

Parameter	Symbol	Min.	Typ.	Max.	Unit	Test Conditions
Reverse Breakdown Voltage	$V_{(BR)R1}$	200			V	$I_R=5\mu A$
Forward voltage	V_F			0.72 0.83 0.95 1.1 1.3 1.5	V	$I_F=1mA$ $I_F=10mA$ $I_F=50mA$ $I_F=100mA$ $I_F=200mA$ $I_F=300mA$
Reverse current	I_R			10	nA	$V_R=180V$
Diode Capacitance	C_D			4	pF	$V_R=0V, f=1MHz$

High conductance low leakage diode

**MMBD1501A/1503A/
 1504A/1505A**

TYPICAL CHARACTERISTICS @ $T_a=25^\circ\text{C}$ unless otherwise specified



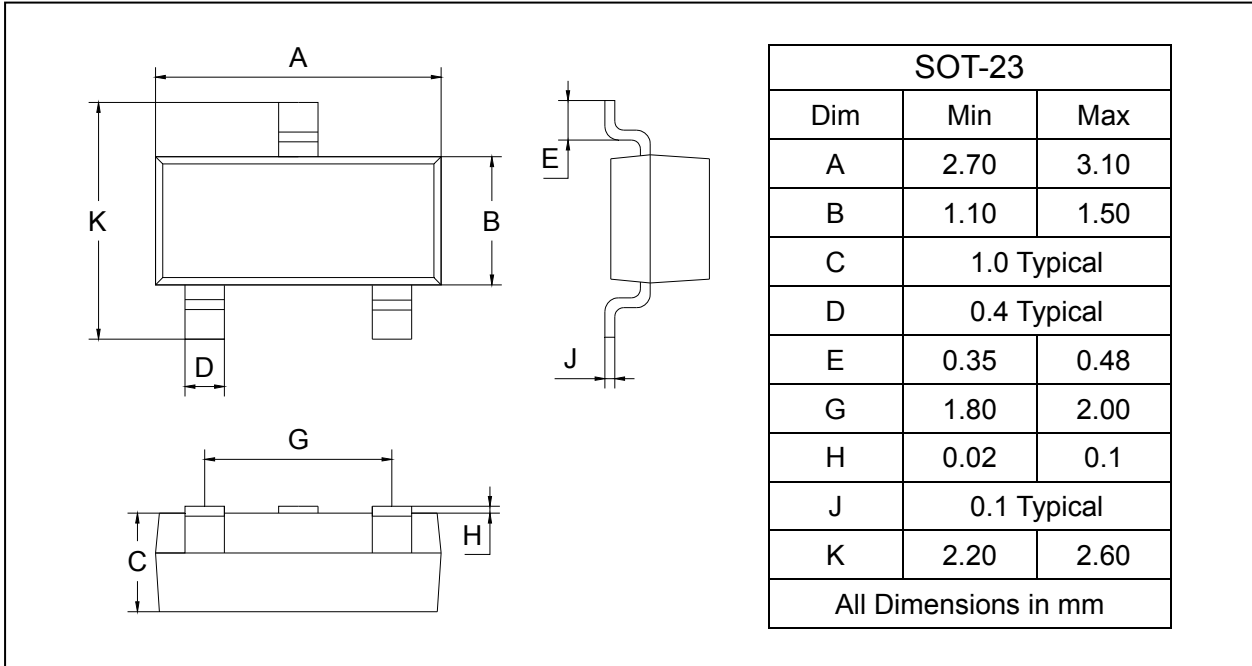
High conductance low leakage diode

**MMBD1501A/1503A/
1504A/1505A**

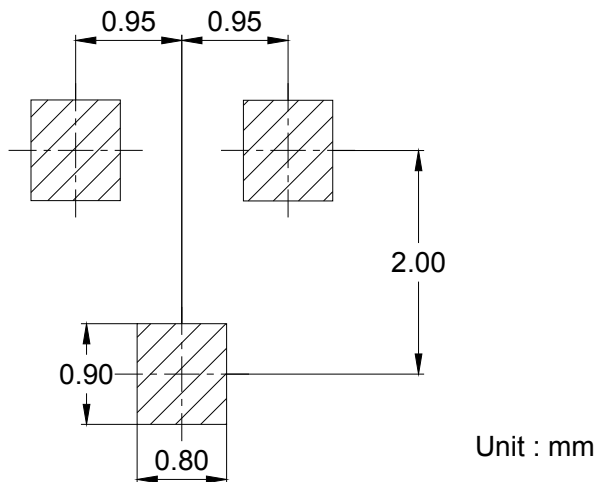
PACKAGE OUTLINE

Plastic surface mounted package

SOT-23



SOLDERING FOOTPRINT



PACKAGE INFORMATION

Device	Package	Shipping
MMBD1501A/1503A/1504A/1505A	SOT-23	3000/Tape&Reel