For electrovalves, style A, 2p+G or 3p+G, female, field attachable
Per elettrovalvole, stile A, 2p+T o 3p+T, femmina, da cablare

EN175301-803 style A square connector,
(former DIN 43650-A), ISO 4400;
built-in gasket;
central screw total insulation;
SMD components to let more assembling space;
crimp terminals option;
application with electrovalves, etc.

connettore quadrato EN175301-803 stile A,
(ex DIN 43650-A), ISO 4400;
guarnizione integrata;
vite centrale totalmente isolata;
componenti SMD per lasciare più spazio per il montaggio;
disponibile con terminali faston;
applicazione con elettrovalvole, ecc.

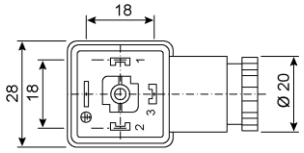

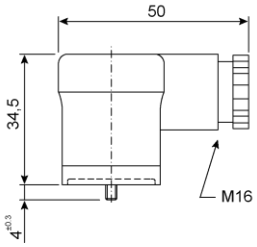

make the description code in a few steps
(yellow codes are preferred)
forma il codice descrittivo in pochi passaggi
(i codici gialli sono preferiti)

A	B	C	D	(E)
VC1x xxxxx	x	xx	xxxx	xxx

At the first order, the sales service will communicate also a 5-character short code, to make easier filing and further orders.
Al momento del primo ordine, il servizio vendite comunicherà anche un codice breve di 5 caratteri, per semplificare l'archivio e il riordino.

General characteristics
housing material: PA66 30%GF
contact material: nickel plated CuZn
max wires section: 1,50 mm^2
protection degree IEC 60529: IP67
working temperature: -40…125° C (max 70°C with electronic components)
oil resistance: good
M3 central screw material: zinc plated iron (for stainless steel, see table E)

Caratteristiche generali
materiale rivestimento: PA66 30%GF
materiale contatti: CuZn nichelato
max sezione fili: 1,50 mm^2
grado protezione IEC 60529*: IP67*
temperatura di lavoro: -40…125°C (max 70°C con componenti elettronici)
resistenza olio: buona
materiale vite centrale M3: ferro zincato (per acciaio inox, vedere tabella E)

A main descript. *descriz. princip.* (a1)	B cable gland *pressacavo* (a1)	C gasket *guarnizione* (a1)	D packaging *imballaggio* (a1)	circuit schema *schema* *circuito* (a2)	description *descrizione*	voltage *tensione* Vdc	voltage *tensione* Vac	max current *corrente max* A	clamping voltage *tensione intervento* V	housing colour *colore rivestimento*	tipo contatto *contact type*
VC11 00A00	3	00	NR00	--	for crimp terminals per terminali faston	1..250	1..250	10	--	black *nero*	--
VC12 00A00	3	00	NR00			1..250	1..250	10	--	grey *grigio*	
VC11 02A00	3	00	S000		without electronic *senza elettronica*	1..250	1..250	10	--	black *nero*	3-point contact *contatto a 3 punti*
VC12 02A00	3	00	S000			1..250	1..250	10	--	grey *grigio*	
VC11 03A00	3	00	S000		without electronic *senza elettronica*	1..250	1..250	10	--	black *nero*	
VC12 03A00	3	00	S000			1..250	1..250	10	--	grey *grigio*	
VC11 04A20	3	00	S000	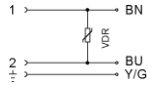	varistor *varistore*	1..38	1..30	10	38..104	black *nero*	
VC11 04A40	3	00	S000			1..80	1..60	10	80..165		
VC11 04A60	3	00	S000			1..170	1..130	10	170..340		
VC11 04A90	3	00	S000			1..250	1..250	10	320..640		
VC11 05A00	3	00	S000	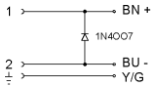	diode *diodo*	1..250	--	10	V+1	black *nero*	
VC11 16H00	3	00	S000	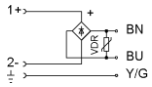	rectifier *raddrizzatore*	--	1..250	2	320..640	black *nero*	
VC13 19A3R	3	00	S000	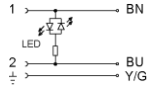	red Led *Led rosso* (a7)	10..50	10..50	10	--	transp. *trasp.*	
VC13 19A8R	3	00	S000			70..250	70..250	10	--		
VC13 23A2R	3	00	S000	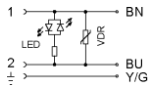	red Led + varistor *Led rosso + varistore* (a7)	1..38	1..30	10	38..104	transp. *trasp.*	
VC13 23A4R	3	00	S000			1..80	1..60	10	80..165		
VC13 23A6R	3	00	S000			1..170	1..130	10	170..340		
VC13 23A9R	3	00	S000			1..250	1..250	10	320..640		
VC13 24A3R	3	00	S000	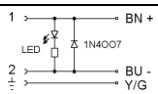	red Led + diode *Led rosso + diodo* (a7)	10..50	--	10	V+1	transp. *trasp.*	
VC13 24A8R	3	00	S000			70..250	--	10	V+1		
VC13 33H3R	3	00	S000	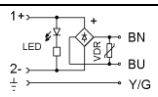	red Led + rectifier *Led rosso + raddrizz.* (a7)	--	10..50	2	320..640	transp. *trasp.*	
VC13 33H8R	3	00	S000			--	70..250	2	320..640		

(a1) yellow codes are preferred; more other circuits available on page 46-2; columns B, C, D show standard versions, see the following tables for more data and available options;
i codici gialli sono preferiti; molti altri circuiti sono disponibili a pagina 46-2; colonne B, C, D mostrano le versioni standard, vedere le tabelle seguenti per maggiori dati e alternative possibili.
(a2) suggested wire colour, abbreviations: bn = brown, gn = green, ye = yellow, bu = blue;
colore fili consigliato, abbreviazioni: bn = marrone, gn = verde, ye = giallo, bu = blu.
(a7) the last character on the right in column A specify the Led colour: B = blue, R = red, T = yellow, W = green;
l'ultimo carattere a destra nella colonna A determina il colore del Led: B = blue, R = rosso, T = giallo, W = verde.

B cable gland dimension *dimensioni pressacavo*		2	3	4	8
gland thread *filettatura pressacavo*		M16	M16	M16	1/2" NPTF (b1)
cable diameter *diametro cavo*	mm	3,5…6	6…8	8…10	up to10 *fino a 10*

(b1) the 1/2" NPTF version is supplied without nut, cable-gasket and washer;
la versione 1/2" NPTF è fornita senza dado, pressacavo e rondella.

C gasket type *tipo guarnizione*	00	02
other characteristics *altre caratteristiche*	standard built-in gasket and central screw total insulation *guarnizione integrata* *standard e* *vite centrale totalmente isolata*	additional protective built-in gasket and central screw total insulation *guarnizione integrata* *con protezione supplementare e* *vite centrale totalmente isolata*
photo *foto*		

D packaging *confezionamento*	N000	S000	NR00	A000	A300	A600	A900
ground position key *chiave posizione terra*	--	--	--				
packaging type *tipo confezionamento*	screw terminals, components ready for assembling, separated packaging (500 pcs) *morsetti a vite,* *componenti pronti da assemblare,* *confezioni separate (500 pz)*	screw terminals, components ready for assembling, individual bag (200 x 1 pcs) *morsetti a vite,* *componenti pronti da assemblare,* *sacchetto individuale (200 x 1 pz)*	for crimp terminals, components ready for assembling, separated packaging (500 pcs) *per terminali faston,* *componenti pronti da assemblare,* *confezioni separate (500 pz)* (d1)(d2)	screw terminals, assembled components, bulk packaging (5 x 100 pcs) *morsetti a vite,* *componenti assemblati,* *confezione (5 x 100 pz)*			
photo *foto*							

(d1) crimp terminals are to be ordered separately;
i terminali faston sono da ordinare separatamente.
(d2) only for circuits without electronic components;
solo per circuiti senza componenti elettronici.

E variant code *codice variante*	empty space or 000 *spazio vuoto o 000*	005	L00	X03 (e1)
other characteristics on request *altre caratteristiche a richiesta*	no variant *nessuna variante*	stainless steel central screw *vite centrale acciaio inox*	UL and CSA certification *omologazione UL e CSA* E238550	ATEX certified for explosion risk areas, category 3, gas area 2, dust area 22; *certificato ATEX* *per zone a rischio di esplosione,* *categoria 3,* *zona gas 2, zona polvere 22* II 3 GD Ex nA II T6 IP65 T80°C

(e1) even if in normal areas the product can work with higher values, for atex area maximum ratings are reduced for safety reasons;
max voltage: 60 Vac, 75 Vdc, max current: 5 A, protection degree: IP65; atex room temperature: -20… +55°C; only connectors without electronic components;
on request different applications can be evaluated;
anche se il prodotto in zone normali può lavorare con valori più elevati, per la zona atex i valori massimi di utilizzo sono ridotti per motivi di sicurezza;
tensione max: 60 Vac, 75 Vdc, corrente max: 5 A, grado di protezione: IP65, temperatura ambiente atex: -20… +55°C; solo connettori senza componenti elettronici;
su richiesta possono essere valutate situazioni differenti.

ACCESSORIES / *ACCESSORI*

crimp terminals *terminali faston*	1023
material *materiale*	brass *ottone*
UL and CSA certification only if used inside VC connector *omologazione UL e CSA* *solo se usato nel connettore VC*	
packaging *confezione*	6.000 terminals coil *bobina da 6.000 faston*
wire section range *intervallo sezione fili*	AWG20 – AWG16 0,50 – 1,00 mm²

CONNECTORS FOR ELECTROVALVES WITH CRIMP TERMINALS
CONNETTORI PER ELETTROVALVOLE CON TERMINALI FAST-ON

EN175301-803 (ex DIN43650)

Guaranteed water proof grade IP67

Protezione all'acqua garantita grado IP67

c UL us on request
a richiesta



M16 Thread
Filettatura M16

Built-in gasket of elastomeric material between screw and housing

Guarnizione integrata in materiale elastomerico tra vite e custodia

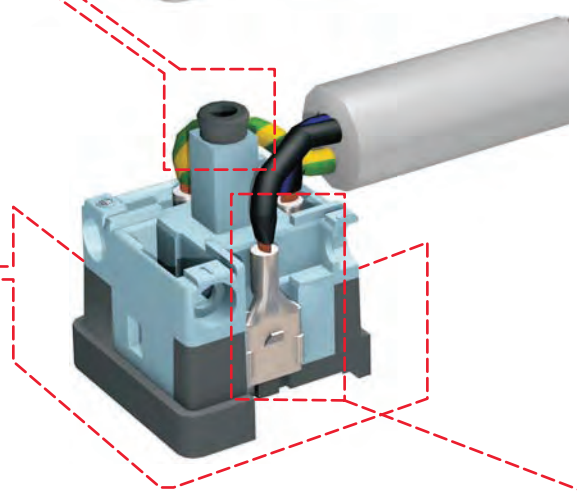

Built-in gasket of elastomeric material on the connector mating face for easy and safe assembling

Guarnizione integrata in materiale elastomerico sul lato frontale del connettore per un assemblaggio facile e sicuro

Crimp terminals supplied separately on reels for quick assembling.

Terminali fast-on forniti separatamente in bobine per un assemblaggio rapido.

CONNECTORS FOR ELECTROVALVES WITH SCREW TERMINALS
CONNETTORI PER ELETTROVALVOLE CON TERMINALI A VITE

EN175301-803 (ex DIN43650)

Guaranteed water proof grade IP67

Protezione all'acqua garantita grado IP67

c UL us on request
a richiesta



Built-in gasket of elastomeric material between screw and housing

Guarnizione integrata in materiale elastomerico tra vite e custodia

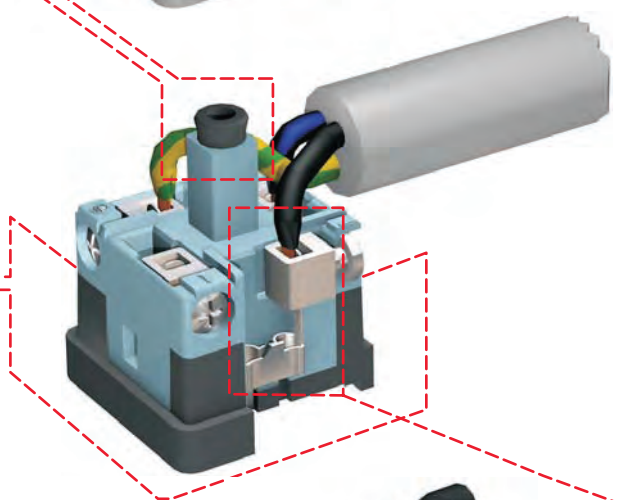

Built-in gasket of elastomeric material on the connector mating face for easy and safe assembling

Guarnizione integrata in materiale elastomerico sul lato frontale del connettore per un assemblaggio facile e sicuro



The wires are protected from the screw point by the pressure plate

I fili sono protetti dalla punta della vite per mezzo di una piastrina