


Data sheet | Item number: 2106-1201

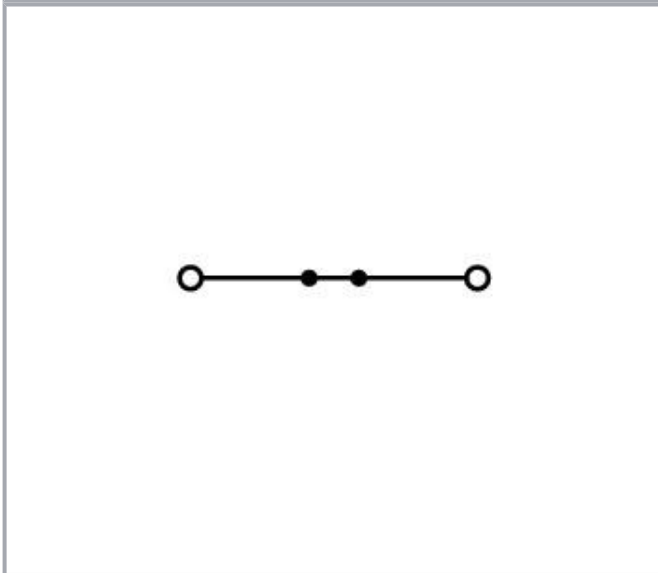
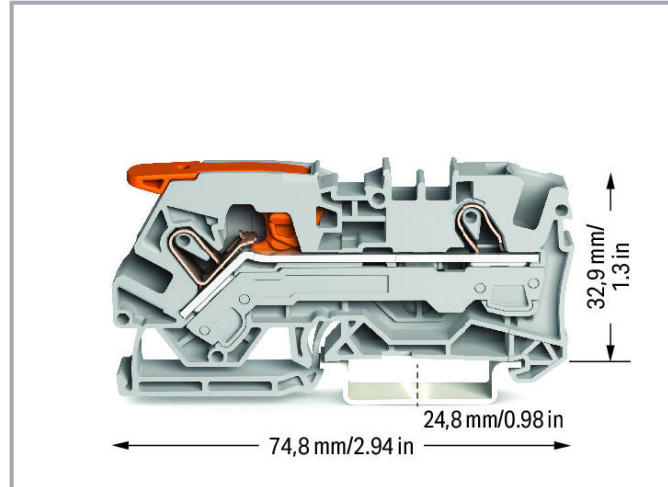
2-conductor through terminal block; with lever and Push-in CAGE CLAMP®; 6 mm²; with test port; side and center marking; for DIN-rail 35 x 15 and 35 x 7.5; Push-in CAGE CLAMP®; 6,00 mm²; gray



www.wago.com/2106-1201



Color: ■



Data

Electrical data

Ratings per IEC/EN

Ratings per

IEC/EN 60947-7-1

Subject to changes. Please also observe the further product documentation!

WAGO GmbH & Co. KG
Hansastr. 27
32423 Minden
Phone: +49571 887-0 | Fax: +49571 887-169
Email: info.de@wago.com | Web: www.wago.com

Do you have any questions about our products?
We are always happy to take your call at +49 (571) 887-44222.



| | |
|-----------------------------|-------------------------------------------------------------------|
| Nominal voltage (III/3) | 800 V |
| Rated surge voltage (III/3) | 8 kV |
| Rated current | 41 A |
| Rated current 2 | 55 A |
| Legend (ratings) | (III / 3) $\hat{=}$ Overvoltage category III / Pollution degree 3 |

Ratings per UL

| | |
|--------------------------------|---------|
| Rated voltage UL (Use Group C) | 600 V |
| Rated voltage UL (Use Group B) | 600 V |
| Rated current UL (Use Group B) | 30 A |
| Rated current UL (Use Group C) | 30 A |
| Approvals per | UL 1059 |
| Rated voltage UL (Use Group B) | 600 V |
| Rated current UL (Use Group B) | 50 A |
| Rated voltage UL (Use Group C) | 600 V |
| Rated current UL (Use Group C) | 50 A |
| Rated voltage UL (Use Group D) | 600 V |
| Rated current UL (Use Group D) | 5 A |

Ratings per CSA

| | |
|---------------------------------|--------------|
| Approvals per | C22.2 No 158 |
| Rated voltage CSA (Use Group B) | 600 V |
| Rated current CSA (Use Group B) | 45 A |
| Rated voltage CSA (Use Group C) | 600 V |
| Rated current CSA (Use Group C) | 45 A |

Ex information

| | |
|-------------------------------------|---------------------------------------------------------------|
| Ratings per | ATEX: PTB 18 ATEX 1011 U / IECEx: PTB 18.0018U (Ex eb IIC Gb) |
| Rated voltage EN (Ex e II) | 550 V |
| Rated current (Ex e II) | 41 A |
| Rated current (Ex e II) with jumper | 33 A |

Connection data

| | |
|-----------------------------------|---|
| Total number of connection points | 2 |
| Total number of potentials | 1 |
| Number of levels | 1 |

Subject to changes. Please also observe the further product documentation!



| | |
|------------------------|---|
| Number of jumper slots | 2 |
|------------------------|---|

Connection 1

| | |
|------------------------------------------------------------|-----------------------------------------------------------------------------------------------------------------------------------|
| Connection technology | Push-in CAGE CLAMP® |
| Actuation type | Push-in Lever |
| Connectable conductor materials | Copper |
| Nominal cross-section | 6 mm ² |
| Solid conductor | 0.5 ... 10 mm ² / 20 ... 8 AWG |
| Solid conductor; push-in termination | 1 ... 10 mm ² / 14 ... 8 AWG |
| Fine-stranded conductor | 0.5 ... 10 mm ² / 20 ... 8 AWG |
| Fine-stranded conductor; with insulated ferrule | 0.5 ... 6 mm ² / 20 ... 10 AWG |
| Fine-stranded conductor; with ferrule; push-in termination | 2.5 ... 6 mm ² / 16 ... 10 AWG |
| Note (conductor cross-section) | Depending on the conductor characteristic, a conductor with a smaller cross-section can also be inserted via push-in termination. |
| Strip length | 13 ... 15 mm / 0.51 ... 0.59 inch |
| Wiring direction | Front-entry wiring |

Connection 2

| | |
|------------------|---------------------------|
| Actuation type 2 | Push-in Operating tool |
|------------------|---------------------------|

Physical data

| | |
|-----------------------------------|----------------------|
| Width | 7.5 mm / 0.295 inch |
| Height | 74.8 mm / 2.945 inch |
| Depth from upper edge of DIN-rail | 32.9 mm / 1.295 inch |

Mechanical data

| | |
|---------------|---------------------|
| Design | horizontal type |
| Mounting type | DIN-35 rail |
| Marking level | Center/side marking |

Material data

| | |
|-----------------------------|------------------|
| Color | gray |
| Insulation material | Polyamide (PA66) |
| Flammability class per UL94 | V0 |

Subject to changes. Please also observe the further product documentation!






| | |
|-----------|----------|
| Fire load | 0.243 MJ |
| Weight | 14.2 g |

Commercial data


| | |
|-----------------------|---------------|
| PU (SPU) | 25 Stück |
| Packaging type | box |
| Country of origin | DE |
| GTIN | 4055143742016 |
| Customs tariff number | 85369010000 |

Approvals / Certificates

Ex-Approvals

| Logo | Approval | Additional Approval Text | Certificate name |
|------------------------------------------------------------------------------------|---------------------------------------------------------------------------------------|--------------------------|----------------------------------------------------------------|
|  | AEx UL International Germany GmbH c/o Physikalisch Technische Bundesanstalt | UL 60079 | E185892 (AEx eb IIC resp. Ex eb IIC) |
|  | ATEX Physikalisch Technische Bundesanstalt | EN 60079-0 | PTB 18 ATEX 1011 U (II 2 G Ex eb IIC Gb bzw. I M 2 Ex eb I Mb) |
|  | CCCEX CQST/CNEx | CNCA-C23-01 | 2020312313000164 |
|  | EAC Brjansker Zertifizierungsstelle | TP TC 012/2011 | RU C-DE.AM02.B.00127/19 (Ex e IIC Gb U) |
|  | IECEX Physikalisch Technische Bundesanstalt | IEC 60079-0 | IECEX PTB 18.0018 U (Ex eb IIC Gb resp. Ex eb I Mb) |

Country specific Approvals

| Logo | Approval | Additional Approval Text | Certificate name |
|------------------------------------------------------------------------------------|----------------------------------------|--------------------------|------------------|
|  | CCA DEKRA Certification B.V. | EN 60947 | NTR NL 7678 |

Subject to changes. Please also observe the further product documentation!



CSA
DEKRA Certification B.V.

C22.2

70175103





KEMA/KEUR
DEKRA Certification B.V.


EN 60947

71-
103226

Ship Approvals



| Logo | Approval | Additional Approval Text | Certificate name |
|-----------------------------------------------------------------------------------|---------------------------------------------------------|--------------------------|--------------------------|
|  | ABS American Bureau of Shipping | - | 19- HG1866350- PDA |
| | DNV GL Det Norske Veritas, Germanischer Lloyd | - | TAE00003JT |
|  | LR Lloyds Register | - | 19/20050 |

UL-Approvals

| Logo | Approval | Additional Approval Text | Certificate name |
|------------------------------------------------------------------------------------|---------------------------------------------|--------------------------|------------------|
|  | UL Underwriters Laboratories Inc. | UL 1059 | E45172 |

Required accessories

End plate






| End plate | | |
|------------------------------------------------------------------------------------|------------------------------------------------------------------------------|--------------------------------------------------------------------|
|  | Item no.: 2106-1291 End and intermediate plate; 1 mm thick; gray | www.wago.com/2106-1291 |
|  | Item no.: 2106-1292 End and intermediate plate; 1 mm thick; orange | www.wago.com/2106-1292 |

Optional accessories

Testing and measuring

Subject to changes. Please also observe the further product documentation!

Testing accessories

| | | |
|----------------------------------------------------------------------------------|---------------------------------------------------------------------------------------------------------------------------------------------|------------------------------------------------------------------|
|  | Item no.: 2009-174 Test plug adapter; for 4 mm Ø test plugs; for testing TOPJOB®S rail-mounted terminal blocks; gray | www.wago.com/2009-174 |
|  | Item no.: 2009-182 Testing tap; for max. 2.5 mm ² ; tool-free connection for individual test wires 0.08 - 2.5 mm; gray | www.wago.com/2009-182 |
|  | Item no.: 2006-511 Modular TOPJOB®S connector; modular; for jumper contact slot; 1-pole; 6,00 mm ² ; gray | www.wago.com/2006-511 |
|  | Item no.: 2006-549 Spacer module; modular; e.g., for bridging commoned terminal blocks; gray | www.wago.com/2006-549 |
|  | Item no.: 210-136 Test plug; 2 mm Ø; with 500 mm cable; red | www.wago.com/210-136 |

Jumpers

Jumper

| | | |
|------------------------------------------------------------------------------------|--------------------------------------------------------------------------------------|----------------------------------------------------------------------------------|
|  | Item no.: 2006-402 Jumper; 2-way; insulated; light gray | www.wago.com/2006-402 |
|  | Item no.: 2006-405 Jumper; 5-way; insulated; light gray | www.wago.com/2006-405 |
|  | Item no.: 2006-433 Jumper; from 1 to 3; insulated; light gray | www.wago.com/2006-433 |
|  | Item no.: 2006-403 Jumper; 3-way; insulated; light gray | www.wago.com/2006-403 |
|  | Item no.: 2006-405/011-000 Star point jumper; 3-way; insulated; light gray | www.wago.com/2006-405/011-000 |
| | Item no.: 2006-404 Jumper; 4-way; insulated; light gray | www.wago.com/2006-404 |
|  | Item no.: 2006-434 Jumper; from 1 to 4; insulated; light gray | www.wago.com/2006-434 |
|  | Item no.: 2006-435 Jumper; from 1 to 5; insulated; light gray | www.wago.com/2006-435 |

Cover

Cover

| | | |
|------------------------------------------------------------------------------------|------------------------------------------------------------------------------------------|------------------------------------------------------------------|
|  | Item no.: 2006-191 Lockout cap; for wire insertion and actuating opening; gray | www.wago.com/2006-191 |
|------------------------------------------------------------------------------------|------------------------------------------------------------------------------------------|------------------------------------------------------------------|

Subject to changes. Please also observe the further product documentation!

Protective warning marker

Cover



Item no.: 2006-115

Protective warning marker; with high-voltage symbol, black; for 5 terminal blocks; yellow

www.wago.com/2006-115

Carrier rail

Mounting accessories



Item no.: 210-197

Steel carrier rail; 35 x 15 mm; 1.5 mm thick; 2 m long; slotted; similar to EN 60715; silver-colored


www.wago.com/210-197



Item no.: 210-198

Copper carrier rail; 35 x 15 mm; 2.3 mm thick; 2 m long; unslotted; according to EN 60715; copper-colored

www.wago.com/210-198



Item no.: 210-113

Steel carrier rail; 35 x 7.5 mm; 1 mm thick; 2 m long; unslotted; according to EN 60715; silver-colored

www.wago.com/210-113



Item no.: 210-118

Steel carrier rail; 35 x 15 mm; 2.3 mm thick; 2 m long; unslotted; according to EN 60715; silver-colored

www.wago.com/210-118



Item no.: 210-112

Steel carrier rail; 35 x 7.5 mm; 1 mm thick; 2 m long; slotted; according to EN 60715; "Hole width 25 mm; silver-colored www.wago.com/210-112



Item no.: 210-114


Steel carrier rail; 35 x 15 mm; 1.5 mm thick; 2 m long; unslotted; similar to EN 60715; silver-colored

www.wago.com/210-114



Item no.: 210-115

Steel carrier rail; 35 x 7.5 mm; 1 mm thick; 2 m long; slotted; according to EN 60715; "Hole width 18 mm; silver-colored www.wago.com/210-115



Item no.: 210-196

Aluminum carrier rail; 35 x 8.2 mm; 1.6 mm thick; 2 m long; unslotted; similar to EN 60715; silver-colored

www.wago.com/210-196

Mounting

Mounting accessories



Item no.: 709-156

Cover; Type 3; suitable for cover carrier, type 3; 1 m long; transparent

www.wago.com/709-156



Item no.: 709-169

Cover carrier; Type 3; gray

www.wago.com/709-169

Tool

Operating tool



Item no.: 210-721

Operating tool; Blade: 5.5 x 0.8 mm; with a partially insulated shaft; multicoloured

www.wago.com/210-721

Ferrule

Ferrule

Subject to changes. Please also observe the further product documentation!

WAGO GmbH & Co. KG

Hansastr. 27







32423 Minden

Phone: +49571 887-0 | Fax: +49571 887-169








Email: info.de@wago.com | Web: www.wago.com

Do you have any questions about our products?

We are always happy to take your call at +49 (571) 887-44222.

| | | |
|---------------------------------------------------------------------------------|--------------------------------------------------------------------------------------------------------------------------------------------------------------------------------------------|----------------------------------------------------------------|
|  | Item no.: 216-208 Ferrule; Sleeve for 6 mm ² / AWG 10; insulated; electro-tin plated; electrolytic copper; gastight crimped; acc. to DIN 46228, Part 4/09.90; yellow | www.wago.com/216-208 |
|  | Item no.: 216-263 Ferrule; Sleeve for 1 mm ² / AWG 18; insulated; electro-tin plated; electrolytic copper; gastight crimped; acc. to DIN 46228, Part 4/09.90; red | www.wago.com/216-263 |
|  | Item no.: 216-266 Ferrule; Sleeve for 2.5 mm ² / AWG 14; insulated; electro-tin plated; electrolytic copper; gastight crimped; acc. to DIN 46228, Part 4/09.90; blue | www.wago.com/216-266 |
|  | Item no.: 216-264 Ferrule; Sleeve for 1.5 mm ² / AWG 16; insulated; electro-tin plated; electrolytic copper; gastight crimped; acc. to DIN 46228, Part 4/09.90; black | www.wago.com/216-264 |
|  | Item no.: 216-262 Ferrule; Sleeve for 0.75 mm ² / 18 AWG; insulated; electro-tin plated; electrolytic copper; gastight crimped; acc. to DIN 46228, Part 4/09.90; gray | www.wago.com/216-262 |
|  | Item no.: 216-267 Ferrule; Sleeve for 4 mm ² / AWG 12; insulated; electro-tin plated; electrolytic copper; gastight crimped; acc. to DIN 46228, Part 4/09.90; gray | www.wago.com/216-267 |

Marking accessories

| | | |
|------------------------------------------------------------------------------------|---------------------------------------------------------------------------------------------------------------------------------------------------|----------------------------------------------------------------------------------|
| Marking strip | | |
|  | Item no.: 2009-110 Marking strips; for Smart Printer; on reel; not stretchable; plain; snap-on type; white | www.wago.com/2009-110 |
| Marker carrier | | |
|  | Item no.: 2009-198 Adaptor; gray | www.wago.com/2009-198 |
| Marker | | |
|  | Item no.: 2009-115/000-002 WMB-Inline; for Smart Printer; 1500 pieces on roll; stretchable 5 - 5.2 mm; plain; snap-on type; yellow | www.wago.com/2009-115/000-002 |
|  | Item no.: 2009-115/000-007 WMB-Inline; for Smart Printer; 1500 pieces on roll; stretchable 5 - 5.2 mm; plain; snap-on type; gray | www.wago.com/2009-115/000-007 |
|  | Item no.: 2009-115/000-017 WMB-Inline; for Smart Printer; 1500 pieces on roll; stretchable 5 - 5.2 mm; plain; snap-on type; light green | www.wago.com/2009-115/000-017 |
|  | Item no.: 2009-115/000-023 WMB-Inline; for Smart Printer; 1500 pieces on roll; stretchable 5 - 5.2 mm; plain; snap-on type; green | www.wago.com/2009-115/000-023 |
|  | Item no.: 2009-115/000-024 WMB-Inline; for Smart Printer; 1500 pieces on roll; stretchable 5 - 5.2 mm; plain; snap-on type; violet | www.wago.com/2009-115/000-024 |

Subject to changes. Please also observe the further product documentation!

Item no.: 2009-145/000-006

Mini-WSB Inline; for Smart Printer; 1700 pieces on roll; stretchable 5 - 5.2 mm; plain; snap-on type; blue /000-006

www.wago.com/2009-145

Item no.: 2009-145

Mini-WSB Inline; for Smart Printer; 1700 pieces on roll; stretchable 5 - 5.2 mm; plain; snap-on type; white

www.wago.com/2009-145

Item no.: 2009-145/000-002

Mini-WSB Inline; for Smart Printer; 1700 pieces on roll; stretchable 5 - 5.2 mm; plain; snap-on type; yellow

www.wago.com/2009-145/000-002

Item no.: 2009-145/000-007

Mini-WSB Inline; for Smart Printer; 1700 pieces on roll; stretchable 5 - 5.2 mm; plain; snap-on type; gray /000-007

www.wago.com/2009-145

Item no.: 2009-145/000-005

Mini-WSB Inline; for Smart Printer; 1700 pieces on roll; stretchable 5 - 5.2 mm; plain; snap-on type; red

www.wago.com/2009-145/000-005

Item no.: 2009-145/000-012

Mini-WSB Inline; for Smart Printer; 1700 pieces on roll; stretchable 5 - 5.2 mm; plain; snap-on type; orange

www.wago.com/2009-145/000-012

Item no.: 2009-145/000-023

Mini-WSB Inline; for Smart Printer; 1700 pieces on roll; stretchable 5 - 5.2 mm; plain; snap-on type; green

www.wago.com/2009-145/000-023

Item no.: 2009-145/000-024

Mini-WSB Inline; for Smart Printer; 1700 pieces on roll; stretchable 5 - 5.2 mm; plain; snap-on type; violet

www.wago.com/2009-145/000-024



Item no.: 2009-115

WMB-Inline; for Smart Printer; 1500 pieces on roll; stretchable 5 - 5.2 mm; plain; snap-on type; white

www.wago.com/2009-115



Item no.: 248-501/000-006

Mini-WSB marking card; as card; not stretchable; plain; snap-on type; blue

www.wago.com/248-501/000-006



Item no.: 248-501/000-007

Mini-WSB marking card; as card; not stretchable; plain; snap-on type; gray

www.wago.com/248-501/000-007



Item no.: 248-501/000-002

Mini-WSB marking card; as card; not stretchable; plain; snap-on type; yellow

www.wago.com/248-501/000-002

Subject to changes. Please also observe the further product documentation!

WAGO GmbH & Co. KG

Hansastr. 27

32423 Minden

Phone: +49571 887-0 | Fax: +49571 887-169

Email: info.de@wago.com | Web: www.wago.com

Do you have any questions about our products?

We are always happy to take your call at +49 (571) 887-44222.



Item no.: 248-501/000-012
Mini-WSB marking card; as card; not stretchable; plain; snap-on type; orange

www.wago.com/248-501/000-012




Item no.: 248-501
Mini-WSB marking card; as card; not stretchable; plain; snap-on type; white

www.wago.com/248-501



Item no.: 248-501/000-017
Mini-WSB marking card; as card; not stretchable; plain; snap-on type; light green

www.wago.com/248-501/000-017



Item no.: 248-501/000-005
Mini-WSB marking card; as card; not stretchable; plain; snap-on type; red

www.wago.com/248-501/000-005



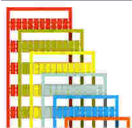
Item no.: 248-501/000-024
Mini-WSB marking card; as card; not stretchable; plain; snap-on type; violet

www.wago.com/248-501/000-024



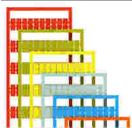
Item no.: 248-501/000-023
Mini-WSB marking card; as card; not stretchable; plain; snap-on type; green

www.wago.com/248-501/000-023



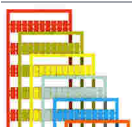
Item no.: 793-5501/000-007
WMB marking card; as card; for terminal block width 5 - 17.5 mm; stretchable 5 - 5.2 mm; plain; snap-on type; gray

www.wago.com/793-5501/000-007



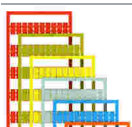
Item no.: 793-5501/000-012
WMB marking card; as card; for terminal block width 5 - 17.5 mm; stretchable 5 - 5.2 mm; plain; snap-on type; orange

www.wago.com/793-5501/000-012



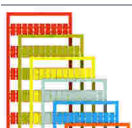
Item no.: 793-5501/000-017
WMB marking card; as card; for terminal block width 5 - 17.5 mm; stretchable 5 - 5.2 mm; plain; snap-on type; green

www.wago.com/793-5501/000-017



Item no.: 793-5501/000-023
WMB marking card; as card; for terminal block width 5 - 17.5 mm; stretchable 5 - 5.2 mm; plain; snap-on type; light green


www.wago.com/793-5501/000-023



Item no.: 793-5501/000-024
WMB marking card; as card; for terminal block width 5 - 17.5 mm; stretchable 5 - 5.2 mm; plain; snap-on type; violet


www.wago.com/793-5501/000-024

Subject to changes. Please also observe the further product documentation!



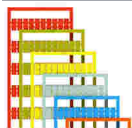
Item no.: 793-501/000-002
WMB marking card; as card; not stretchable; plain; snap-on type; yellow

www.wago.com/793-501/000-002



Item no.: 793-501/000-007
WMB marking card; as card; not stretchable; plain; snap-on type; gray

www.wago.com/793-501/000-007



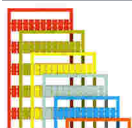
Item no.: 793-501/000-017
WMB marking card; as card; not stretchable; plain; snap-on type; light green

www.wago.com/793-501/000-017



Item no.: 793-501/000-012
WMB marking card; as card; not stretchable; plain; snap-on type; orange

www.wago.com/793-501/000-012



Item no.: 793-501/000-023
WMB marking card; as card; not stretchable; plain; snap-on type; green

www.wago.com/793-501/000-023



Item no.: 793-501/000-006
WMB marking card; as card; not stretchable; plain; snap-on type; blue

www.wago.com/793-501/000-006



Item no.: 793-501/000-005
WMB marking card; as card; not stretchable; plain; snap-on type; red

www.wago.com/793-501/000-005



Item no.: 793-501
WMB marking card; as card; not stretchable; plain; snap-on type; white

www.wago.com/793-501



Item no.: 793-501/000-024
WMB marking card; as card; not stretchable; plain; snap-on type; violet

www.wago.com/793-501/000-024



Item no.: 793-5501/000-005
WMB marking card; as card; for terminal block width 5 - 17.5 mm; stretchable 5 - 5.2 mm; plain; snap-on type; red

www.wago.com/793-5501/000-005



Item no.: 793-5501/000-002
WMB marking card; as card; for terminal block width 5 - 17.5 mm; stretchable 5 - 5.2 mm; plain; snap-on type; yellow

www.wago.com/793-5501/000-002

Subject to changes. Please also observe the further product documentation!



Item no.: 793-5501/000-006

WMB marking card; as card; for terminal block width 5 - 17.5 mm; stretchable 5 - 5.2 mm; plain; snap-on type; blue www.wago.com/793-5501/000-006



Item no.: 793-5501

WMB marking card; as card; for terminal block width 5 - 17.5 mm; stretchable 5 - 5.2 mm; plain; snap-on type; white www.wago.com/793-5501



Item no.: 2009-115/000-012

WMB-Inline; for Smart Printer; 1500 pieces on roll; stretchable 5 - 5.2 mm; plain; snap-on type; orange www.wago.com/2009-115/000-012



Item no.: 2009-115/000-006

WMB-Inline; for Smart Printer; 1500 pieces on roll; stretchable 5 - 5.2 mm; plain; snap-on type; blue www.wago.com/2009-115/000-006

Group marker carrier



Item no.: 2009-193

Group marker carrier

www.wago.com/2009-193



Item no.: 2009-192

Group marker carrier

www.wago.com/2009-192



Item no.: 2009-191

Group marker carrier

www.wago.com/2009-191

Downloads

Documentation

Bid Text

| | | | |
|--------------------------|--------------|---------------|----------|
| 2106-1201 X81 - Datei | 2019. 4. 15. | xml 4.1 kB | Download |
|--------------------------|--------------|---------------|----------|

| | | | |
|---------------------------|--------------|-----------------|----------|
| 2106-1201 docx - Datei | 2019. 4. 15. | docx 15.1 kB | Download |
|---------------------------|--------------|-----------------|----------|

Additional Information

| | | | |
|------------------------|--|---------------|----------|
| Technical explanations | | pdf 2.2 MB | Download |
|------------------------|--|---------------|----------|

CAD/CAE-Data

CAD data

| | | | |
|------------------------|--|-----|----------|
| 2D/3D Models 2106-1201 | | URL | Download |
|------------------------|--|-----|----------|

Subject to changes. Please also observe the further product documentation!

CAE data

| | | |
|-----------------------------|---------------------|--------------------------|
| EPLAN Data Portal 2106-1201 | URL | Download |
| ZUKEN Portal 2106-1201 | URL | Download |

Environmental Product Compliance

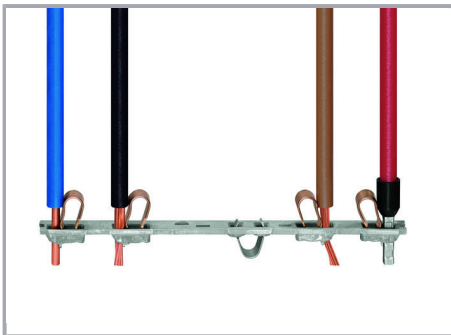
Compliance Search

| | | |
|--------------------------------------------|---------------------|--------------------------|
| Environmental Product Compliance 2106-1201 | URL | Download |
|--------------------------------------------|---------------------|--------------------------|

2-conductor through terminal block; with lever and Push-in CAGE CLAMP®; 6 mm²; with test port; side and center marking; for DIN-rail 35 x 15 and 35 x 7.5; Push-in CAGE CLAMP®; 6,00 mm²; gray

Installation Notes

Conductor termination




All conductor types at a glance




Push-in termination of solid conductors




Push-in termination of fine-stranded conductors with ferrules



Pull the lever up until it stops, then connect the fine-stranded conductor.




Push the lever back down – done!



Push the lever back down – done!

Subject to changes. Please also observe the further product documentation!


Commoning



Commoning with step-down jumpers.


Insert a push-in type jumper bar and push down until it hits the backstop.

Testing




Testing with a 2 mm Ø test plug (max. 42 V).

Marking



Snapping a marking strip into a marker slot.



Snapping a marking strip into the marker slot.

Product family

TOPJOB® S

TOPJOB® S: In various industrial applications and modern building installations, WAGO's wide and versatile range of rail-mount terminal blocks provides more than just reliable electrical connections.

Subject to changes. Please also observe the further product documentation!



[Show all products from the family](#)

Subject to changes. Please also observe the further product documentation!

WAGO GmbH & Co. KG
Hansastr. 27
32423 Minden
Phone: +49571 887-0 | Fax: +49571 887-169
Email: info.de@wago.com | Web: www.wago.com

Do you have any questions about our products?
We are always happy to take your call at +49 (571) 887-44222.