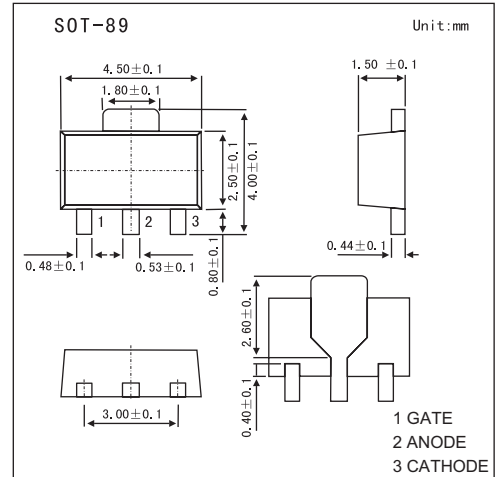


## 0.47A All Diffused Type SCR Power Mini Mold 03P4J



### ■ Features

- High Anode to Cathode Voltage:  $V_{DRM}:V_{RRM}=200V$

### ■ Absolute Maximum Ratings $T_a = 25^\circ C$

Parameter	Symbol	Rating	Unit
Non-Repetitive Peak Reverse Voltage	$V_{RSM}$	500	V
Non- Repetitive Peak -off Voltage	$V_{DSM}$	500	V
Repetitive Reverse Voltage	$V_{RRM}$	400	V
Repetitive Peak-off Voltage	$V_{DRM}$	400	V
Average On-State Current *1	$I_{T(AV)}$	0.3	A
RMS On-State Current	$I_{T(RSM)}$	0.47	A
Surge On-stage Current	$I_{TSM}$	6	A
Fusing Current $1ms \leq t \leq 10ms$	$fI_{TSM}^2 dt$	0.15	$A^2s$
Gate Power Dissipation *2	$P_{GM}$	0.1	W
Gate Power Dissipation	$P_{G(AV)}$	0.01	W
Gate Forward Current *2	$I_{FGM}$	0.1	A
Gate Reverse Voltage	$V_{RGM}$	6	V
Junction Temperature	$T_J$	-55 to +125	$^\circ C$
Storage Temperature	$T_{stg}$	-55 to +150	$^\circ C$

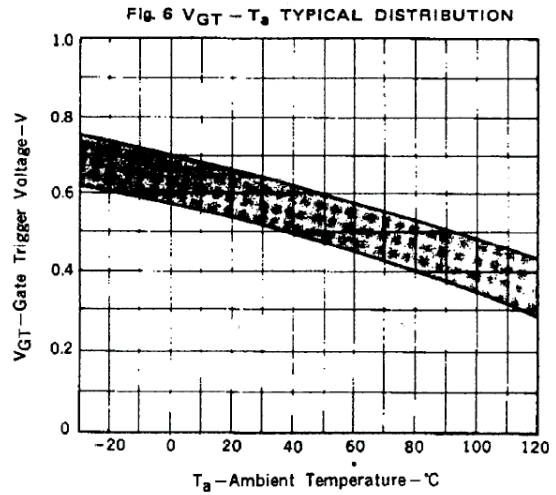
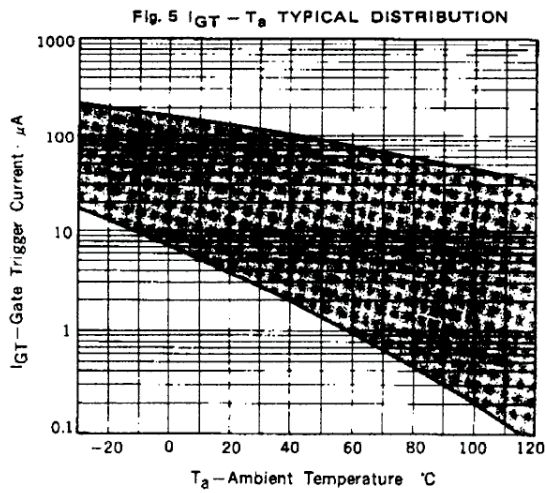
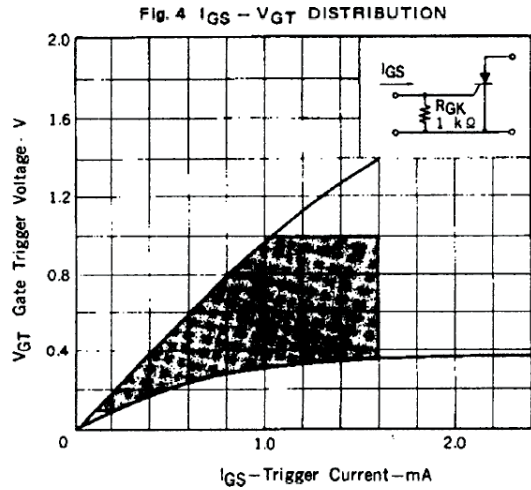
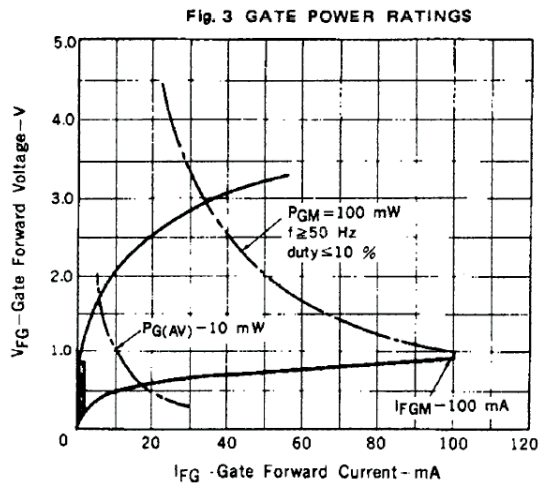
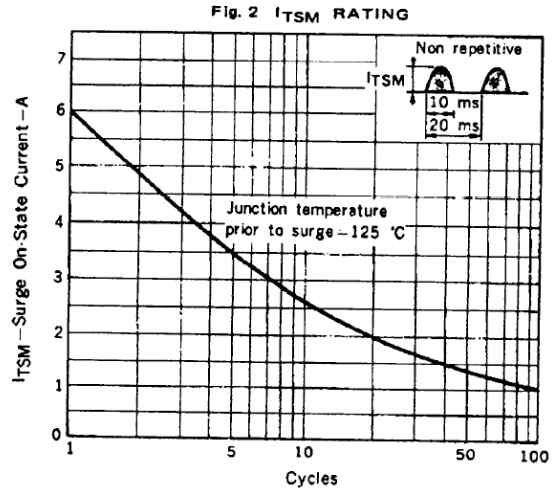
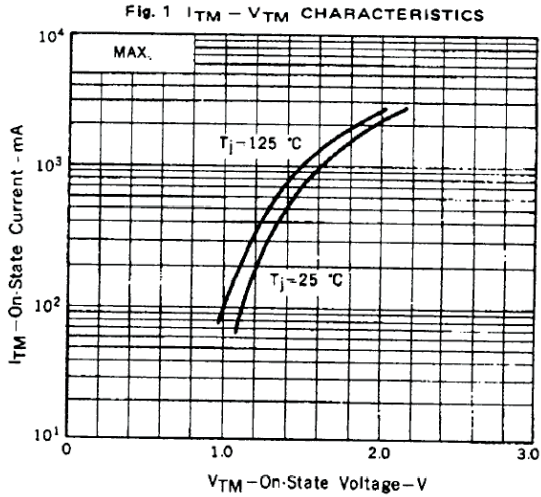
\*1  $T_A=77^\circ C$ , Single Phase half wave

\*2  $f \geq 50Hz$ , Duty  $\leq 10\%$

### ■ Electrical Characteristics $T_a = 25^\circ C$

Parameter	Symbol	Testconditons	Min	Max	Unit
Repetitive Peak Reverse Current	$I_{RRM}$	$V_{RM}=V_{RRM}, T_J=25^\circ C$		10	$\mu A$
		$V_{RM}=V_{RRM}, T_J=125^\circ C$		100	$\mu A$
Repetitive Peak Off-state Current	$I_{DRM}$	$V_{DM}=V_{DRM}, T_J=25^\circ C$		10	$\mu A$
		$V_{RM}=V_{RRM}, T_J=125^\circ C$		100	$\mu A$
On-state Voltage	$V_{TM}$	$I_{TM}=1A$		1.6	V
Gate-Trigger Current	$I_{GT}$	$V_{DM}=6V, R_L=100\Omega$		200	$\mu A$
Gate-Trigger Current	$V_{GT}$	$V_{DM}=6V, R_L=100\Omega$		0.5	V
Gate Non-Trigge Voltage	$V_{GD}$	$V_{DM}=1/2V_{DRM}, T_J=125^\circ C$	0.1		V
Critical Rate-of-Rise of Off-stage Voltage	$dv/dt$	$V_{DM}=2/3V_{DRM}, T_J=125^\circ C$		40	$V/\mu s$
Holding Current	$I_H$	$V_D=24V, I_{TM}=1A$		5	mA
Thermal Resistance	$R_{th(j-a)}$	Junction to Ambient		65	$^\circ C/W$

03P4J



03P4J

