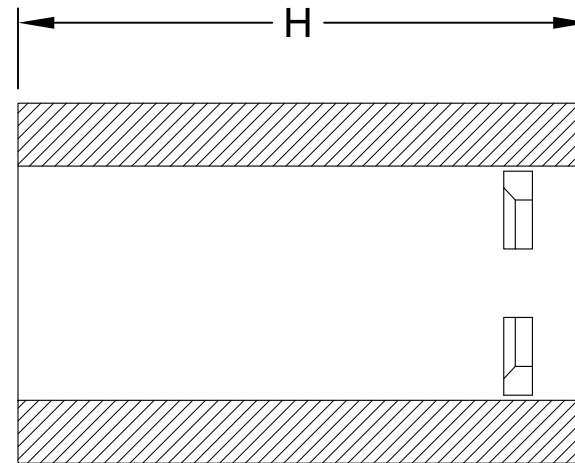
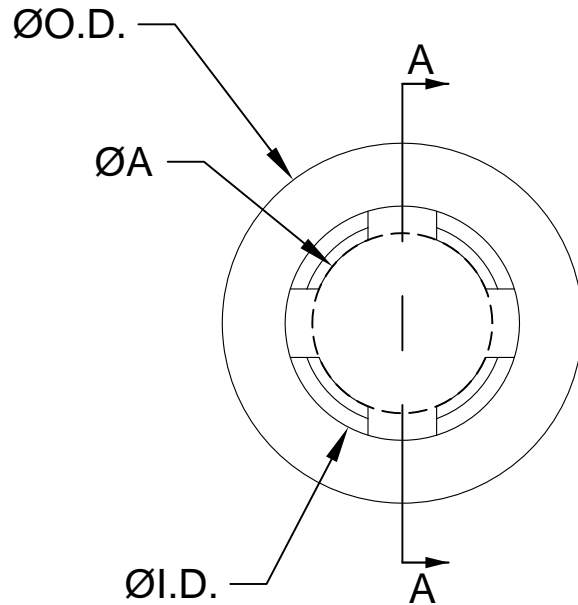


REV.	DESCRIPTION	DATE	APPROVED
A	Engineering Release	06/30/14	J. C.
B	Engineering Update w/o Changes	05/25/16	J. C.



SECTION A-A

SEE SHEET #2 & #3

ORDERING INFORMATION:  
FRS X.X-XXLG

SERIES  
SCREW SIZE IN MM  
HEIGHT IN MM

2. TOLERANCE "H" DIMENSION:

0.079 - 0.393 (2.0 - 9.9mm)±0.008(0.2mm)

0.394 - 1.101 (10.0 - 27.9mm)±0.012(0.3mm)

1.102 - 1.969 (28.0 - 50mm)±0.020(0.5mm)


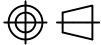
1. MATERIAL: NYLON 6/6, UL 94V-2, NATURAL.

STANDARD TOLERANCE (UNLESS OTHERWISE SPECIFIED)		BIVAR®	
DECIMALS	ANGULAR	4 THOMAS, IRVINE, CA. 92618 TEL: (949) 951-8808 FAX: (949) 951-3974	
.X ±.1	X° ±1°	<b>TITLE:</b> FIRM RETAINING SPACER  <b>PART NO:</b> FRSX.X-XXLG  <b>CAGE CODE :</b> 32559 <b>SHEET #</b> 1 <b>OF</b> 3	
.XX ±.01			
.XXX ±.005			
DESIGNED: <b>A. Wright</b>	DATE: <b>06/30/14</b>	REVISION: <b>B</b>	
CHECKED: <b>B. Oliver</b>	DATE: <b>06/30/14</b>	CAD GENERATED DOCUMENT. DO NOT MEASURE DRAWING.	

REV.	DESCRIPTION	DATE	APPROVED
	SEE SHEET #1		

SERIES P/N	"H" IN (MM)	I.D. IN (MM)	O.D. IN (MM)	"A" IN (MM)	Screw Size
FRS2.8-02LG	0.079 (2)	0.142 (3.6)	0.217 (5.5)	0.098 (2.5)	4-40 UNC
FRS2.8-03LG	0.118 (3)				
FRS2.8-04LG	0.157 (4)				
FRS2.8-05LG	0.197 (5)				
FRS2.8-06LG	0.236 (6)				
FRS2.8-07LG	0.276 (7)				
FRS2.8-08LG	0.315 (8)				
FRS2.8-09LG	0.354 (9)				
FRS2.8-10LG	0.394 (10)				
FRS2.8-11LG	0.433 (11)				
FRS2.8-12LG	0.472 (12)				
FRS2.8-13LG	0.512 (13)				
FRS2.8-14LG	0.551 (14)				
FRS2.8-15LG	0.591 (15)				
FRS2.8-16LG	0.630 (16)				
FRS2.8-17LG	0.669 (17)				
FRS2.8-18LG	0.709 (18)				
FRS2.8-19LG	0.748 (19)				
FRS2.8-20LG	0.787 (20)				
FRS2.8-21LG	0.827 (21)				
FRS2.8-22LG	0.866 (22)				
FRS2.8-23LG	0.906 (23)				
FRS2.8-24LG	0.945 (24)				
FRS2.8-25LG	0.984 (25)				
FRS2.8-26LG	1.024 (26)				
FRS2.8-27LG	1.063 (27)				
FRS2.8-28LG	1.102 (28)				
FRS2.8-29LG	1.142 (29)				
FRS2.8-30LG	1.181 (30)				



SERIES P/N	"H" IN (MM)	I.D. IN (MM)	O.D. IN (MM)	"A" IN (MM)	Screw Size
FRS3.0-02LG	0.079 (2)	0.142 (3.6)	0.217 (5.5)	0.106 (2.7)	M3
FRS3.0-03LG	0.118 (3)				
FRS3.0-04LG	0.157 (4)				
FRS3.0-05LG	0.197 (5)				
FRS3.0-06LG	0.236 (6)				
FRS3.0-07LG	0.276 (7)				
FRS3.0-08LG	0.315 (8)				
FRS3.0-09LG	0.354 (9)				
FRS3.0-10LG	0.394 (10)				
FRS3.0-11LG	0.433 (11)				
FRS3.0-12LG	0.472 (12)				
FRS3.0-13LG	0.512 (13)				
FRS3.0-14LG	0.551 (14)				
FRS3.0-15LG	0.591 (15)				
FRS3.0-16LG	0.630 (16)				
FRS3.0-17LG	0.669 (17)				
FRS3.0-18LG	0.709 (18)				
FRS3.0-19LG	0.748 (19)				
FRS3.0-20LG	0.787 (20)				
FRS3.0-21LG	0.827 (21)				
FRS3.0-22LG	0.866 (22)				
FRS3.0-23LG	0.906 (23)				
FRS3.0-24LG	0.945 (24)				
FRS3.0-25LG	0.984 (25)				
FRS3.0-26LG	1.024 (26)				
FRS3.0-27LG	1.063 (27)				
FRS3.0-28LG	1.102 (28)				
FRS3.0-29LG	1.142 (29)				
FRS3.0-30LG	1.181 (30)				

STANDARD TOLERANCE ( UNLESS OTHERWISE SPECIFIED )		 <b>BIVAR</b> <sup>®</sup> 4 THOMAS, IRVINE, CA. 92618 TEL: (949) 951-8808 FAX: (949) 951-3974	
DECIMALS	ANGULAR		
.X ± .1	X° ± 1°		TITLE: FIRM RETAINING SPACER
.XX ± .01			DESIGNED: <b>A. Wright</b>
.XXX ± .005		CHECKED: <b>B. Oliver</b>	DATE: <b>06/30/14</b>
		PART NO: <b>FRSX.X-XXLG</b>	REVISION: <b>B</b>
		CAGE CODE : <b>32559</b>	SHEET # <b>2 OF 3</b>
CAD GENERATED DOCUMENT. DO NOT MEASURE DRAWING.			

REV.	DESCRIPTION	DATE	APPROVED
	SEE SHEET #1		

SERIES P/N	"H" IN (MM)	I.D. IN (MM)	O.D. IN (MM)	"A" IN (MM)	Screw Size
FRS3.5-02LG	0.079 (2)	0.161 (4.1)	0.248 (6.3)	0.124 (3.1)	M3.5
FRS3.5-03LG	0.118 (3)				
FRS3.5-04LG	0.157 (4)				
FRS3.5-05LG	0.197 (5)				
FRS3.5-06LG	0.236 (6)				
FRS3.5-07LG	0.276 (7)				
FRS3.5-08LG	0.315 (8)				
FRS3.5-09LG	0.354 (9)				
FRS3.5-10LG	0.394 (10)				
FRS3.5-11LG	0.433 (11)				
FRS3.5-12LG	0.472 (12)				
FRS3.5-13LG	0.512 (13)				
FRS3.5-14LG	0.551 (14)				
FRS3.5-15LG	0.591 (15)				
FRS3.5-16LG	0.630 (16)				
FRS3.5-17LG	0.669 (17)				
FRS3.5-18LG	0.709 (18)				
FRS3.5-19LG	0.748 (19)				
FRS3.5-20LG	0.787 (20)				
FRS3.5-21LG	0.827 (21)				
FRS3.5-22LG	0.866 (22)				
FRS3.5-23LG	0.906 (23)				
FRS3.5-24LG	0.945 (24)				
FRS3.5-25LG	0.984 (25)				
FRS3.5-26LG	1.024 (26)				
FRS3.5-27LG	1.063 (27)				
FRS3.5-28LG	1.102 (28)				
FRS3.5-29LG	1.142 (29)				
FRS3.5-30LG	1.181 (30)				

SERIES P/N	"H" IN (MM)	I.D. IN (MM)	O.D. IN (MM)	"A" IN (MM)	Screw Size
FRS4.0-02LG	0.079 (2)	0.185 (4.7)	0.276 (7.0)	0.146 (3.7)	M4.0
FRS4.0-03LG	0.118 (3)				
FRS4.0-04LG	0.157 (4)				
FRS4.0-05LG	0.197 (5)				
FRS4.0-06LG	0.236 (6)				
FRS4.0-07LG	0.276 (7)				
FRS4.0-08LG	0.315 (8)				
FRS4.0-09LG	0.354 (9)				
FRS4.0-10LG	0.394 (10)				
FRS4.0-11LG	0.433 (11)				
FRS4.0-12LG	0.472 (12)				
FRS4.0-13LG	0.512 (13)				
FRS4.0-14LG	0.551 (14)				
FRS4.0-15LG	0.591 (15)				
FRS4.0-16LG	0.630 (16)				
FRS4.0-17LG	0.669 (17)				
FRS4.0-18LG	0.709 (18)				
FRS4.0-19LG	0.748 (19)				
FRS4.0-20LG	0.787 (20)				
FRS4.0-21LG	0.827 (21)				
FRS4.0-22LG	0.866 (22)				
FRS4.0-23LG	0.906 (23)				
FRS4.0-24LG	0.945 (24)				
FRS4.0-25LG	0.984 (25)				
FRS4.0-26LG	1.024 (26)				
FRS4.0-27LG	1.063 (27)				
FRS4.0-28LG	1.102 (28)				
FRS4.0-29LG	1.142 (29)				
FRS4.0-30LG	1.181 (30)				

STANDARD TOLERANCE ( UNLESS OTHERWISE SPECIFIED )		 4 THOMAS, IRVINE, CA. 92618 TEL: (949) 951-8808 FAX: (949) 951-3974	
DECIMALS	ANGULAR		
.X ± .1	X° ± 1°		TITLE: FIRM RETAINING SPACER
.XX ± .01			DESIGNED: <b>A. Wright</b>
.XXX ± .005		CHECKED: <b>B. Oliver</b>	DATE: <b>06/30/14</b>
		PART NO: <b>FRSX.X-XXLG</b>	REVISION: <b>B</b>
		CAGE CODE : <b>32559</b>	SHEET # <b>3 OF 3</b>
CAD GENERATED DOCUMENT. DO NOT MEASURE DRAWING.			