

Rectifier Diodes for Alternators

Type No.	Absolute maximum ratings				Electrical Characteristics					Fig. No.	Remarks
	V_{RM} (V)	I_F (AV) (A)	I_{FSM} (A)	T_{stg} (°C)	V_F (V) max	Condition I_F (A)	I_R (mA) max	V_Z (V)	Condition I_Z (mA)		
SG-9CNS	200	20	200	-40 to +150	1.10	20	0.25	—	—	1	
SG-9CNR											
SG-9LCNS	200	30	300	-40 to +150	1.10	30	0.25	—	—	2	
SG-9LCNR											
SG-10LS	200	30	350	-40 to +150	1.20	100	0.25	—	—	3	
SG-10LR											
SG-10LXS	150	35	400	-40 to +150	1.05	100	0.25	—	—	3	
SG-10LXR											
SG-10LLS	200	40	400	-40 to +150	1.05	100	0.25	—	—	4	
SG-10LLR											
SG-10LLXS	150	45	450	-40 to +150	1.00	100	0.25	—	—	4	
SG-10LLXR											
SG-10LZ23S	17	30	350	-40 to +150	1.20	100	0.05	23±3	10	3	Power Zener Type
SG-10LZ23R											
SG-10LLZ23S	17	40	400	-40 to +150	1.05	100	0.05	23±3	10	4	
SG-10LLZ23R											

External Dimensions (unit: mm)

Fig. 1

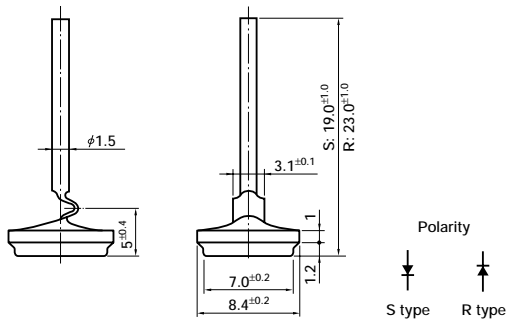


Fig. 2

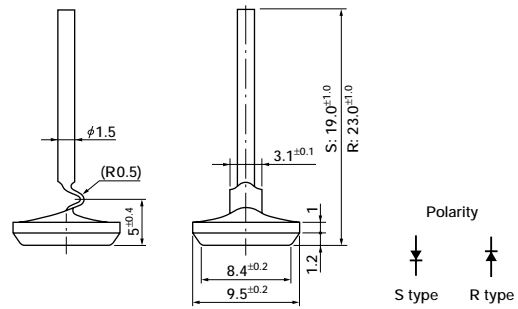


Fig. 3

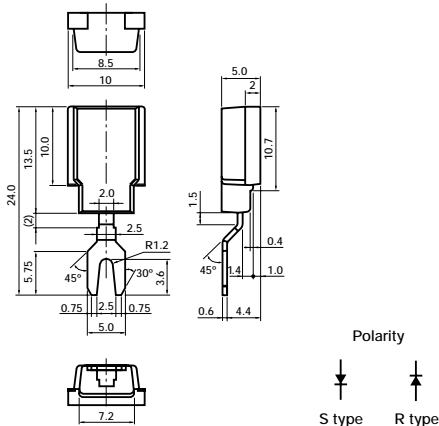


Fig. 4

