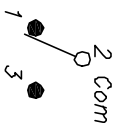


RECOMMENDED P.C.B. LAYOUT



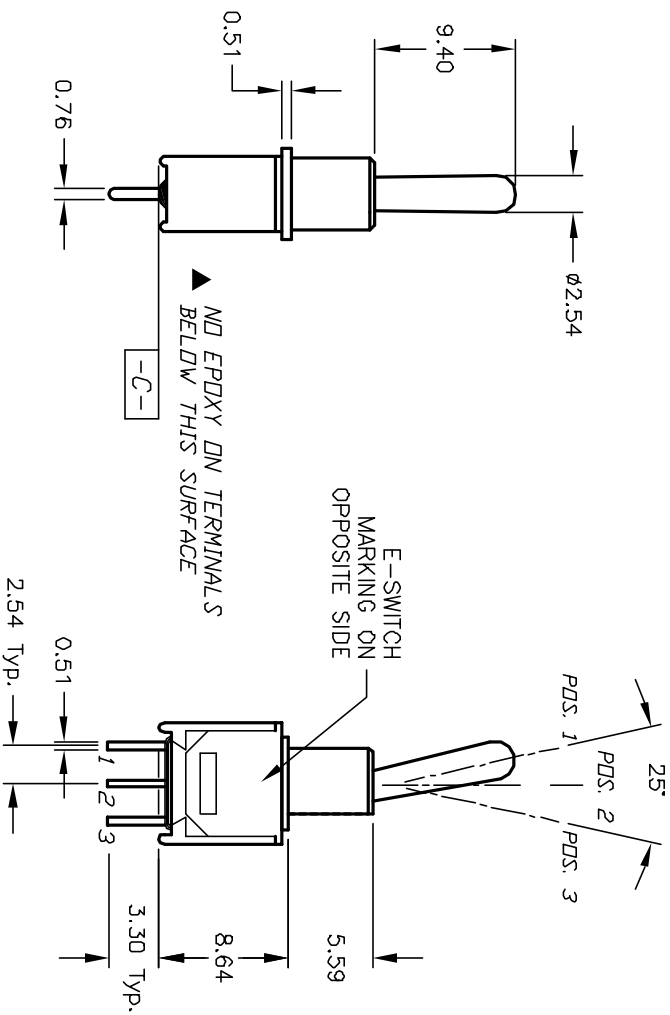
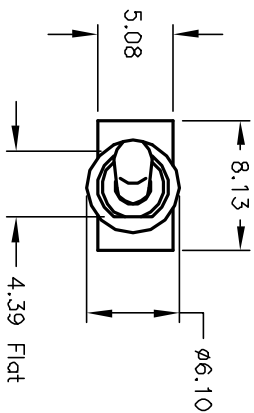
CIRCUIT: SPDT CONTACT CONFIGURATION

SWITCH FUNCTION		
POS. 1	POS. 2	POS. 3
DN	OFF	(DN)
2-3	OPEN	2-1

() = MOMENTARY

NOTES:

1. ALL DIMENSIONS IN MM
2. GENERAL TOLERANCE: X.X=±0.4
X.XX=±0.25
3. TERM. NOS. FOR REF. ONLY
4. CONTACT RATING: 3A @120VAC OR 28VDC;
1A @250VAC.
5. FIXED TERMINAL & MOVING CONTACT:
COPPER ALLOY W/SILVER PLATE.
6. ELECTRIC LIFE: 30,000 make-and-break cycles
at full load.
7. INSULATION RESISTANCE: 1,000 M ohm min.
8. DIELECTRIC STRENGTH: 1,000 V RMS @sea level.
9. OPERATING TEMP. -30°C to +85°C
- ▲ 10. DESIGNATE MAJOR DIMENSION



REV.	ECN No.	DESCRIPTION	DATE	CHK'D
A	11987	WAS 2000439	3/5/02	CJB

TITLE	SCALE	DATE	DR	DWG	REV
200 MSP-5 T1 B2 M2 Q E	2:1	3/5/02	CJB	T211078	A



THE INFORMATION CONTAINED IN THIS DOCUMENT IS PROPRIETARY TO E-SWITCH AND IS NOT TO BE COPIED OR TRANSMITTED