

## NON-ISOLATED DC/DC CONVERTERS

12V Input Vref/2 / 10A Output

**bel**  
POWER PRODUCTS

### V7PC-10AT5x

- Non-Isolated
- High Efficiency
- High Power Density
- Low Cost
- Remote On/Off
- Under-voltage Lockout (UVLO)
- OCP/SCP
- Remote Sense



### Description

The V7PC-10AT5x is a non-isolated step down DC/DC converter that operates from a nominal 12V source. This converter is designed specifically to provide bus termination voltages in applications such as DDR (double data rate) memory where the bus termination voltage must closely track the I/O bus voltage. The converter accepts a reference input and uses this to program its output voltage to 50% of the reference. The unit is packaged in an industry-standard single-in-line footprint and provides a maximum 10A output. Standard features include remote on/off, input under-voltage lockout, over current protection and remote sense. Replace "x" in the part number with "S" or "A" depending on your specific application and specific external capacitor bank.

### Part Selection

Output Voltage	Input Voltage	Max. Output Current	Max. Output Power	Typical Efficiency	Model Number
Vref/2	12V	10A	25W	82%	V7PC-10AT5S
Vref/2	12V	10A	25W	82%	V7PC-10AT5A

**Note:** Add "G" suffix at the end of the model number to indicate "Tray Packaging". See page 5 for model number differences.

### Absolute Maximum Ratings

Parameter	Min	Typ	Max	Notes
Input Voltage (continuous)	-0.3V	-	15V	
Output Enable Terminal Voltage	-0.3V	-	15V	
Ambient Temperature	0°C	-	70°C	
Storage Temperature	-40°C	-	100°C	

### Input Specifications

Parameter	Min	Typ	Max	Notes
Input Voltage	10.8V	-	13.2V	
Input Current (full load)	-	-	2.1A	
Input Reference Voltage	-	-	<3.5V	
Input Current (no load)	-	-	50mA	
Remote Off Input Current	-	3	15mA	
Input Reflected Ripple Current (pk-pk)	-	-	180mA	Tested with a 470uF/16V input capacitor with ESR=0.03 ohm max at 100KHz & simulated source impedance of 500nH, 5Hz to 20MHz.
Input Reflected Ripple Current (RMS)	-	-	50mA	
I <sup>2</sup> t Inrush Current Transient	-	0.08A <sup>2</sup> s	0.16A <sup>2</sup> s	
Turn-on Voltage Threshold	-	9.7V	-	
Turn-off Voltage Threshold	8.0V	8.8V	10V	

**Note:** All specifications are tested at Vref =2.5V.

## NON-ISOLATED DC/DC CONVERTERS

12V Input Vref/2 / 10A Output



### Output Specifications

Parameter	Min	Typ	Max	Notes
Output Voltage Set Point	0.985 (Vref/2) V	Vref/2 V	1.015(Vref/2) V	Test conditions: Vin=12V, Iout= full load
Load Regulation	-	3mV	10mV	
Line Regulation	-	3mV	10mV	
Regulation Over Temperature (0°C to 70°C)	-	5mV	20mV	
Output Current	0A	-	10A	
Current Limit Threshold	13A	-	22A	
Short Circuit Surge Transient	-	0.35A <sup>2</sup> s	0.7A <sup>2</sup> s	
Output Ripple and Noise (pk-pk)	-	45mV	100mV	Test conditions: 0-20MHz BW, 0.1uF ceramic capacitor at the output
Output Ripple and Noise (RMS)	-	11mV	25mV	
Turn on Time	-	50mS	80mS	
Overshoot at Turn on	-	0%	3%	
Output Capacitance	470uF	-	5600uF	

- Notes:** 1. All specifications are typical at nominal input, full load at 25°C unless otherwise stated.  
2. All specifications are tested at Vref=2.5V.  
3. The modules track the transient response of the reference input. See the figure in TR data on Page 3.

### General Specifications

Parameter	Min	Typ	Max	Notes
Efficiency (Vin=12V, Io=Io-max )	80%	82%	-	
Switching Frequency	180KHz	200KHz	220KHz	
MTBF	3,403,119 hours			Calculated Per Bell Core TR-332 (Io = 80% load; Vin=12V; Ta = 25°C)
Dimensions Inches (L x W x H) Millimeters (L x W x H)	2.5 x 0.55 x 0.37 63.5 x 13.97 x 9.4			
Remote sense compensation	-	-	0.5V	
Weight	-	9.5g	-	

**Note:** All specifications are typical at 25°C unless otherwise stated.

### Control Specifications

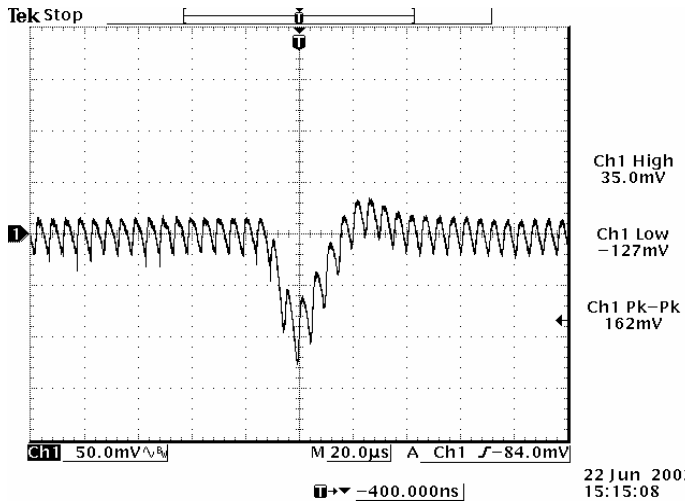
Parameter	Min	Typ	Max	Notes
<b>Remote On/Off</b>				
Signal Low (Unit Off)	-0.3V	-	0.3V	
Signal High (Unit On)	2.8V	-	13.2V	

# NON-ISOLATED DC/DC CONVERTERS

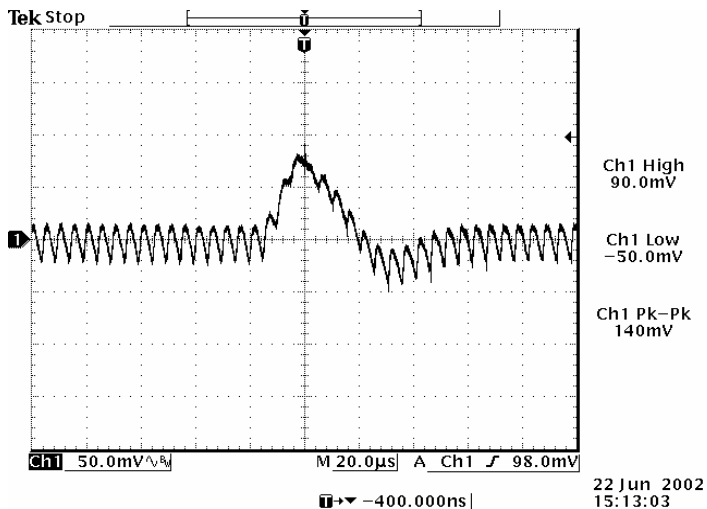
12V Input Vref/2 / 10A Output



**Transient Response:**  $di/dt=0.5A/\mu S$ , External Load Capacitance  $C_o=470\mu F$  (electrolytic) V7PC-10AT5S and V7PC-10AT5A.



-50% to 50% load  
Transient at 12V input and  
 $T_a=25^\circ C$



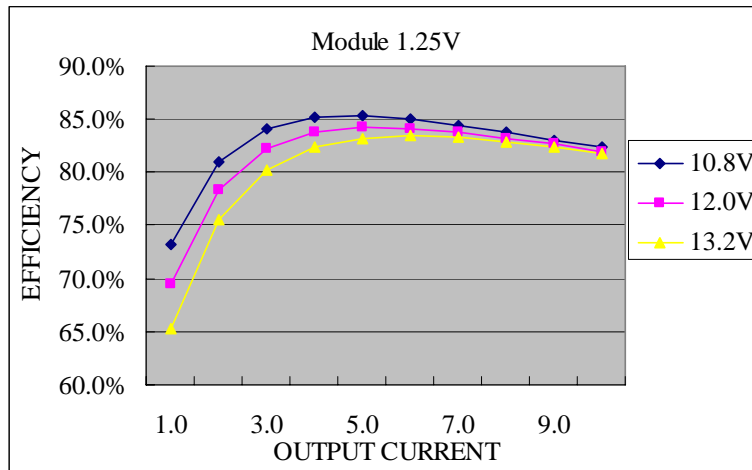
50% to -50% load  
Transient at 12V input and  
 $T_a=25^\circ C$

# NON-ISOLATED DC/DC CONVERTERS

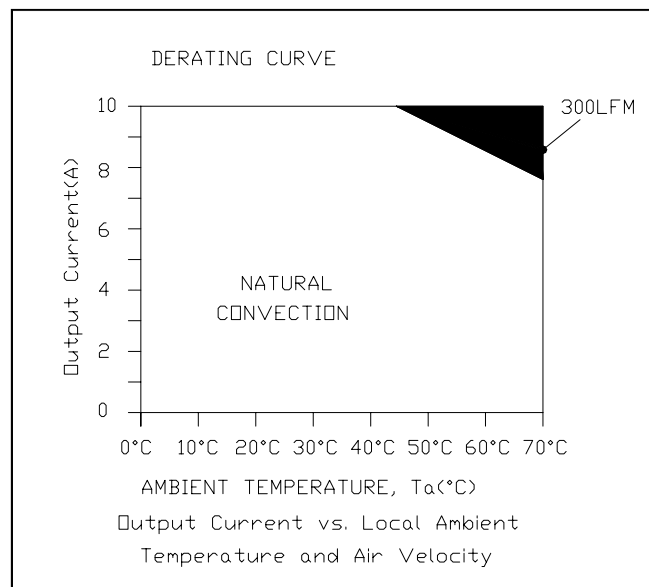
12V Input Vref/2 / 10A Output



## Efficiency Data

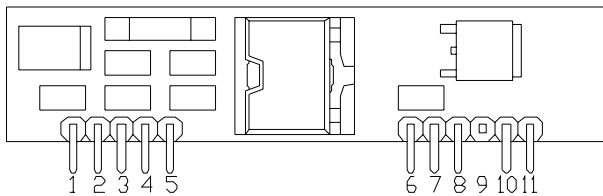
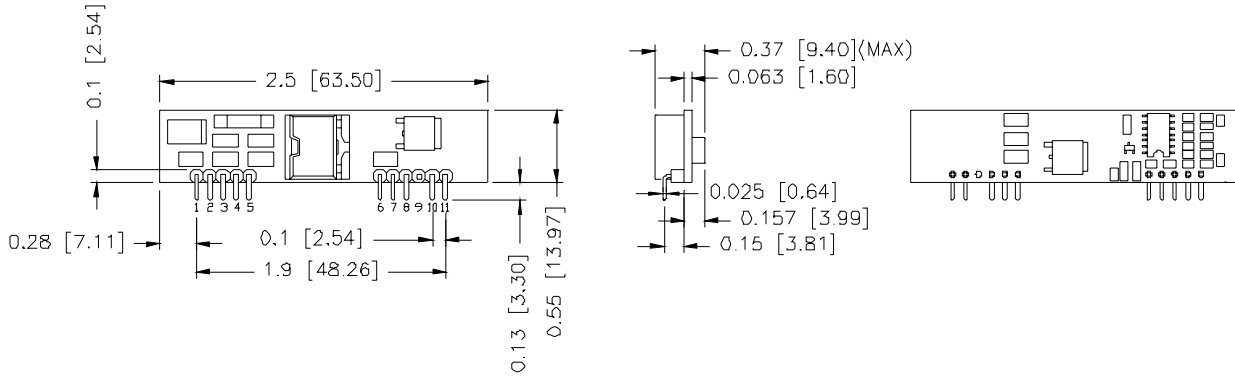


## Thermal Derating Curve



# NON-ISOLATED DC/DC CONVERTERS

12V Input Vref/2 / 10A Output



## Pin Connections

Pin	Function
1	Vo+
2	Vo+
3	Opt. Remote Sense (+)
4	Vo+
5	Ground
6	Ground
7	Vin+
8	Vin+
9	Not used
10	Vref
11	Remote On/Off

## Model Number Description

**V7PC-10AT5S:** Designed to accept its reference input from a G7NB-81A180. For use with other reference inputs, consult factory. Compensated for 1 X 560uF Oscon external capacitor.

**V7PC-10AT5A:** Designed to accept its reference input from a V7XE-20AS20. For use with other reference inputs, consult factory. Compensated for 12 X 100uF ceramic in parallel with 2 X 820uF Oscon in parallel with 16 X 4.7uF ceramic.

©2005 Bel Fuse Inc. Specifications subject to change without notice. 031805

### CORPORATE

**Bel Fuse Inc.**  
206 Van Vorst Street  
Jersey City, NJ 07302  
Tel 201-432-0463  
Fax 201-432-9542  
[www.belfuse.com](http://www.belfuse.com)

### FAR EAST

**Bel Fuse Ltd.**  
8F/ 8 Luk Hop Street  
San Po Kong  
Kowloon, Hong Kong  
Tel 852-2328-5515  
Fax 852-2352-3706  
[www.belfuse.com](http://www.belfuse.com)

### EUROPE

**Bel Fuse Europe Ltd.**  
Preston Technology Management Centre  
Marsh Lane, Suite G7, Preston  
Lancashire, PR1 8UD, U.K.  
Tel 44-1772-556601  
Fax 44-1772-888366  
[www.belfuse.com](http://www.belfuse.com)