

Customer Information Sheet

DRAWING No.: M20-788XXX

SHEET 2 OF 2

IF IN DOUBT - ASK



NOT TO SCALE

THIRD ANGLE PROJECTION

ALL DIMENSIONS IN mm

SPECIFICATION:

MATERIAL:

MOULDING = PA9T UL94V-0, BLACK
CONTACTS = PHOSPHOR BRONZE

FINISH (OVER NICKEL):

42 = GOLD ON CONTACT AREA, 100% TIN ON TAILS
46 = 100% TIN

ELECTRICAL:

CURRENT RATING = 3A
VOLTAGE PROOF = 1000V AC
CONTACT RESISTANCE = 20mΩ MAX
INSULATION RESISTANCE = 1,000MΩ MIN

ENVIRONMENTAL:

TEMPERATURE RANGE = -40°C TO +105°C

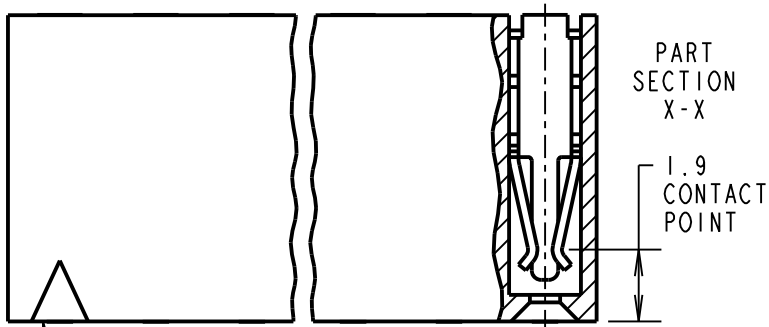
MECHANICAL:

INSERTION FORCE = 1.96N MAX
WITHDRAWAL FORCE = 0.29N MIN
DURABILITY = 300 OPERATIONS

PACKING:

TUBE

FOR COMPLETE SPECIFICATION SEE COMPONENT SPECIFICATION C001XX (LATEST ISSUE)

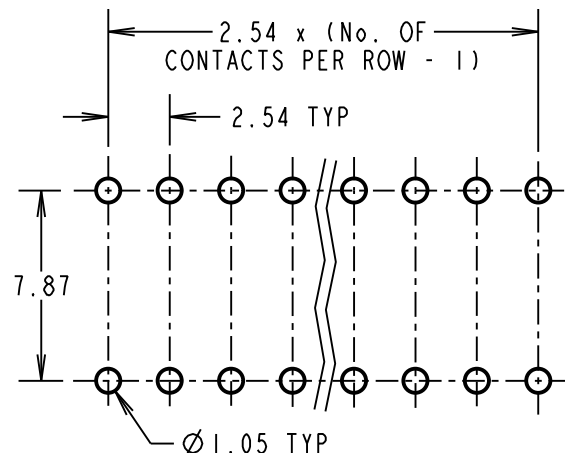


CONTACT 1 IDENTIFICATION

ORDER CODE: **M20-788XXX**

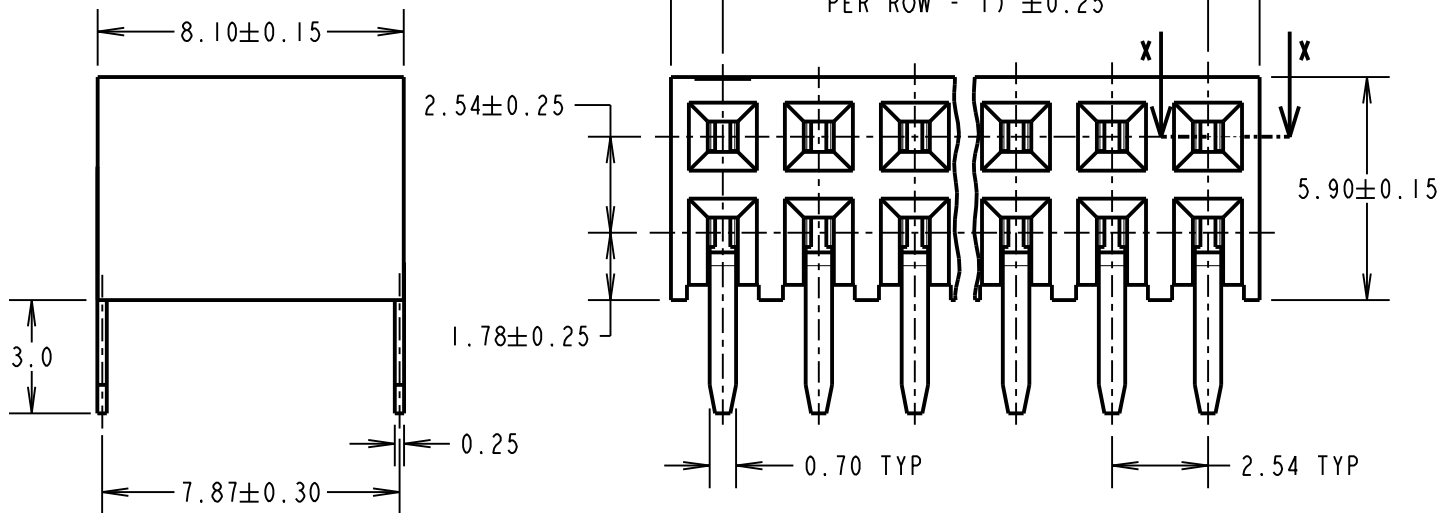
No. OF CONTACTS PER ROW: _____
02 TO 20, 25, 35, 36

FINISH: _____
42 = SELECTIVE GOLD + 100% TIN
46 = 100% TIN



RECOMMENDED PCB LAYOUT (TOLERANCE = ±0.05)

| | | | |
|-------------------------|------|----------|--------|
| WJP | 11 | 01.08.17 | 20398 |
| NAME | ISS. | DATE | C/NOTE |
| APPROVED: W. J. PRESTON | | | |
| CHECKED: M. PERREN | | | |
| DRAWN: J. EVANS | | | |
| CUSTOMER REF.: | | | |
| ASSEMBLY DRG: | | | |



HARWIN

www.harwin.com
technical@harwin.com

THIS DRAWING AND ANY INFORMATION OR DESCRIPTIVE MATTER SET OUT HEREON ARE CONFIDENTIAL AND COPYRIGHT PROPERTY OF THE HARWIN GROUP AND MUST NOT BE DISCLOSED, LOANED, COPIED OR USED FOR MANUFACTURING, TENDERING OR FOR ANY OTHER PURPOSE WITHOUT THEIR WRITTEN PERMISSION.

TOLERANCES

X. = ±1mm
X.X = ±0.50mm
X.XX = ±0.10mm
X.XXX = ±0.01mm

ANGLES = ±5°
UNLESS STATED

MATERIAL:

SEE ABOVE

FINISH: SEE ABOVE

S/AREA: mm²

TITLE:

2.54mm PITCH DIL PC TAIL HORIZONTAL SOCKET ASSEMBLY

DRAWING NUMBER:

M20-788XXX

SHT
2 OF 2