


■ Features

- High current type.
- Ferrite bobbin core and compact size.
- Low core loss for high frequency power application.
- Large terminal surface for good PCB bonding.
- Operating temperature: -40°C ~ +125°C.

■ Applications

- Portable communication equipment.
- Notebook PC, digital camera, LCD television set.
- Power supply for VTR, OA equipment.
- DC/DC converters.

■ Product Identification



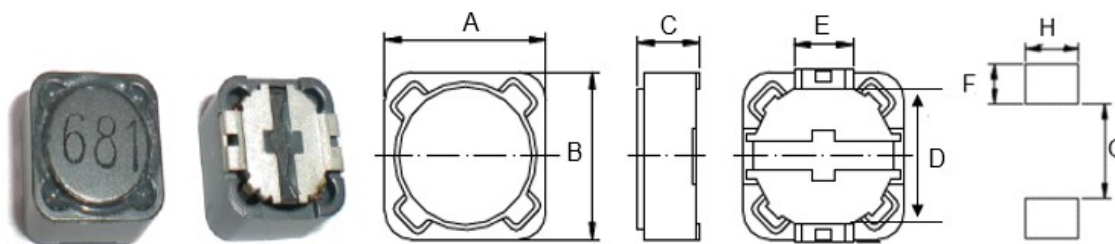
(1) : Type

(2) : Dimensions

(3) : Inductance value

(4) : Inductance Tolerance; N=±30%, M=±20%, K=±10%

■ Shapes and Dimensions (Unit: mm)



TYPE	A	B	C max	D	E	F Ref.	G Ref.	H Ref.
YPRH1207	12.0±0.5	12.0±0.5	8.0	7.60±0.2	5.0	2.8	7.0	5.4

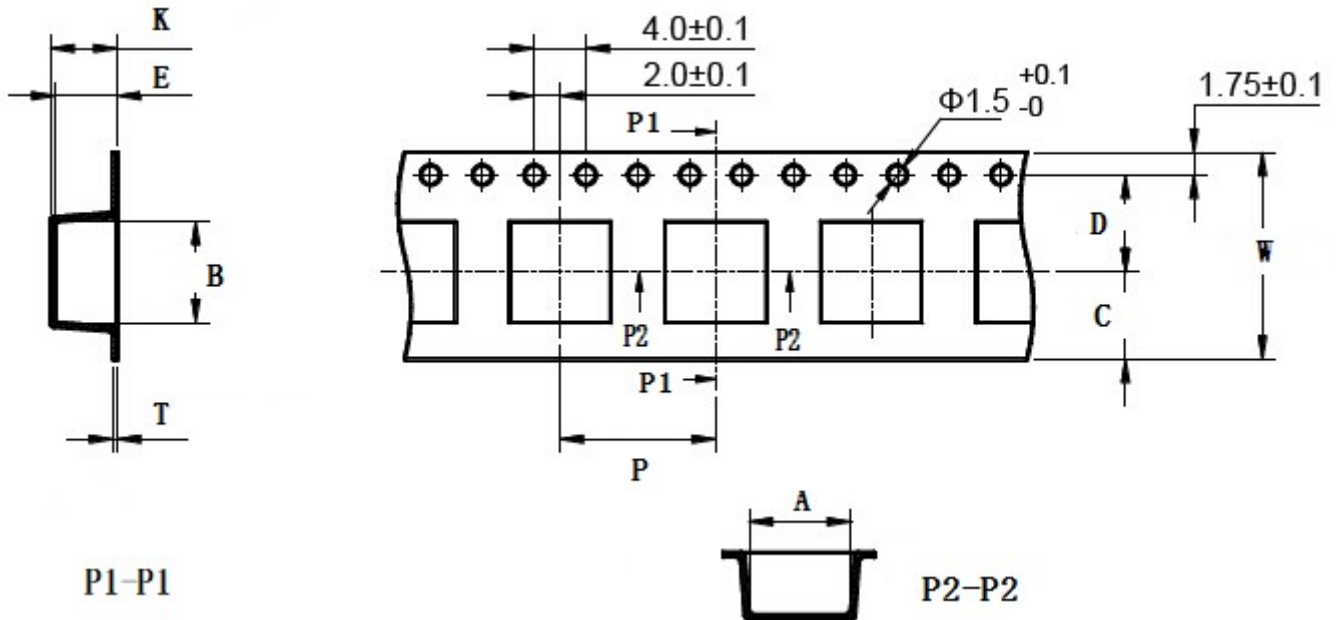
■ YPRH1207 Series

Part Number	Inductance (uH)	L Test Frequency (KHz)	Max.DC Resistance (Ω)	MAX.Rated Current (A)
YPRH1207-R47□	0.47	100	0.003	23.50
YPRH1207-R75□	0.75	100	0.0042	19.80
YPRH1207-1R0□	1.00	100	0.0065	10.00
YPRH1207-1R2□	1.20	100	0.007	9.80
YPRH1207-1R5□	1.50	100	0.008	9.40
YPRH1207-1R8□	1.80	100	0.010	9.00
YPRH1207-2R2□	2.20	100	0.012	8.00
YPRH1207-2R7□	2.70	100	0.013	8.00
YPRH1207-3R3□	3.30	100	0.013	8.00
YPRH1207-3R9□	3.90	100	0.014	7.50
YPRH1207-4R0□	4.00	100	0.015	7.20
YPRH1207-4R7□	4.70	100	0.016	6.80
YPRH1207-5R6□	5.60	100	0.017	6.40
YPRH1207-6R1□	6.10	100	0.018	6.20
YPRH1207-6R8□	6.80	100	0.019	6.20
YPRH1207-7R0□	7.00	100	0.019	6.10
YPRH1207-7R6□	7.60	100	0.020	5.90
YPRH1207-8R2□	8.20	100	0.020	5.60
YPRH1207-100□	10.0	100	0.022	5.40
YPRH1207-120□	12.0	100	0.025	4.90
YPRH1207-150□	15.0	100	0.030	4.50
YPRH1207-180□	18.0	100	0.039	3.90
YPRH1207-220□	22.0	100	0.043	3.60
YPRH1207-270□	27.0	100	0.046	3.40
YPRH1207-330□	33.0	100	0.065	3.00

Part Number	Inductance (μH)	L Test Frequency (KHz)	Max.DC Resistance (Ω)	MAX.Rated Current (A)
YPRH1207-390□	39.0	100	0.073	2.75
YPRH1207-470□	47.0	100	0.100	2.50
YPRH1207-530□	53.0	100	0.100	2.45
YPRH1207-560□	56.0	100	0.110	2.35
YPRH1207-680□	68.0	100	0.140	2.10
YPRH1207-820□	82.0	100	0.160	1.95
YPRH1207-101□	100	100	0.220	1.70
YPRH1207-121□	120	100	0.250	1.60
YPRH1207-151□	150	100	0.280	1.42
YPRH1207-181□	180	100	0.350	1.30
YPRH1207-221□	220	100	0.390	1.16
YPRH1207-271□	270	100	0.560	1.06
YPRH1207-331□	330	100	0.640	0.95
YPRH1207-391□	390	100	0.700	0.88
YPRH1207-471□	470	100	0.980	0.79
YPRH1207-561□	560	100	1.070	0.73
YPRH1207-681□	680	100	1.460	0.67
YPRH1207-821□	820	100	1.640	0.60
YPRH1207-102□	1000	100	1.820	0.55
YPRH1207-122□	1200	100	2.600	0.48

- ※ The saturation current value is the DC current value having inductance decrease down to 30%. (at 20°C)
- ※ The temperature rise current value is the DC current value having temperature increase up to 40°C. (at 20°C)
- ※ The rated current is the DC current value that satisfies both of current value saturation current value and temperature rise current value.

■ Taping Dimensions(Unit:mm)



TYPE	MPQ	W	A	B	C	D	E	P	K	T
YPRH1207	500	24±0.3	12.6±0.1	12.6±0.1	10.75	11.5±0.1	8.2±0.1	16±0.1	8.4 Ref	0.4±0.05

■ Reel Dimensions(Unit:mm)



TYPE	W	W1	W2	W3	A	B	C	D
YPRH1207	330±2.00	24.4±1.50	30.40 Max	23.90 Min	13.0±0.50	21.0±0.80	2.0±0.50	100 Min

Direction of rolling



Cover tape peel off condition



Cover tape peel force shall be 0.1N to 1.3N.

Reference peel speed 300 ± 10 mm/min.