

**PLEASE CHECK WWW.MOLEX.COM FOR LATEST PART INFORMATION**

**Part Number:** [0903273322](#)  
**Status:** **Active**  
**Description:** 1.27mm (.050") Pitch Picoflex® PF-50, Low Profile, IDT Receptacle, 22 Circuits, Natural, Gold Plated

**Documents:**

[3D Model](#) [Product Specification PS-99020-0011 \(PDF\)](#)  
[Drawing \(PDF\)](#) [RoHS Certificate of Compliance \(PDF\)](#)

**General**

Product Family	Ribbon Cable / Wire Trap Connectors
Series	<a href="#">90327</a>
Comments	Low Profile
Component Type	Housing
Glow-Wire Compliant	No
Product Name	Picoflex®

**Physical**

Circuits (Loaded)	22
Color - Resin	Natural
Durability (mating cycles max)	100
Entry Angle	90° Angle
Lock to Mating Part	Yes
Material - Metal	Phosphor Bronze
Material - Plating Mating	Gold
Material - Plating Termination	Tin
Material - Resin	Polyester
Number of Rows	2
PCB Retention	None
Packaging Type	Bag
Pitch - Mating Interface (in)	0.050 In
Pitch - Mating Interface (mm)	1.27 mm
Polarized to Mating Part	Yes
Stackable	No
Surface Mount Compatible (SMC)	N/A
Temperature Range - Operating	-40°C to +105°C
Termination Interface: Style	IDT or Pierce
Wire Insulation Diameter	1.00mm (.039") max.
Wire Size AWG	26, 28
Wire/Cable Type	Ribbon Cable

**Electrical**

Current - Maximum per Contact	1.2A
Voltage - Maximum	250V

**Material Info**

**Reference - Drawing Numbers**

Product Specification	PS-99020-0011
Sales Drawing	SDA-90327

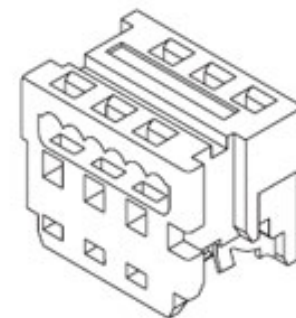


image - Reference only

Series

**EU RoHS**

**ELV and RoHS Compliant**  
**REACH SVHC Contains SVHC: No**  
**Halogen-Free Status Not Reviewed**

**China RoHS**



**Need more information on product environmental compliance?**

Email [productcompliance@molex.com](mailto:productcompliance@molex.com)  
 For a multiple part number RoHS Certificate of Compliance, [click here](#)

Please visit the [Contact Us](#) section for any non-product compliance questions.

**Search Parts in this Series**

[90327Series](#)

**Mates With**

Low Profile Vertical [90325](#) , Low Profile Right Angle [90800](#) , [90715](#) , [90814](#) , [90779](#) Vertical

**Application Tooling | FAQ**

*Tooling specifications and manuals are found by selecting the products below. Crimp Height Specifications are then contained in the Application Tooling Specification document.*

**Global**

Description	Product #
Extraction Tool (Plastic) for 90327 Connector, 4-26 Circuit	<a href="#">0690081070</a>
Handtool for 90327, 90584 and 91577 Picoflex®	<a href="#">0690081090</a>

Connectors, 4-26 Circuit Arbor Press Fixture for 91577 Picoflex®	<u>0690201908</u>
Connectors Semi-Automatic Bench Press PB14 for 90327 Connectors, 4 to 26 Circuit	<u>0691271001</u>
Extrator Tool for Picoflex™ Connectors Arbor Press Fixture	<u>0621006000</u> <u>0690201902</u>

This document was generated on 03/17/2010

**PLEASE CHECK [WWW.MOLEX.COM](http://WWW.MOLEX.COM) FOR LATEST PART INFORMATION**

10 9 8 7 6 5 4 3 2 1

**NOTES#**

1. APPL. CLASS TO DIN 40040 HME (-25°C/+100°C).
2. COMPATIBLE WITH MOLEX PT 90325.
3. USE WITH CABLES 28AWG STD. 26AWG STD. AND 26AWG (69 STRANDS) SUPERFLEX.
4. TERMINATION SPECIFICATION: ES-99033-0001.
5. PRODUCT SPECIFICATION: PS-99020-0011.

90 27- \* 3 \* \*

0= 2um PRE TIN ASSY  
 3= 0.76um GOLD ASSY  
 SEE CONTACT PLATING NOTE

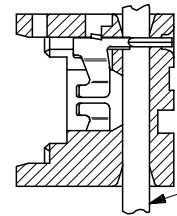
04 TO 26 = CCT SIZE, 51 TO 98  
 = ASSY ON REELS, SEE CHART.  
 COLOUR WHITE

**HOUSING**

MATL# POLYESTER RATED AT UL 94 V-0,  
 COLOUR WHITE.

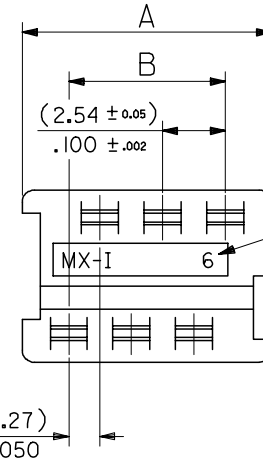
**IDT CONTACT**

MATL. PHOS BRONZE (0.17)/.0066  
 THK HV 180-200  
 PLATING. TIN# (2-4um)/80-160u" PURE TIN  
 PLATING. GOLD# (1.3um)/50u" MIN. NICKEL  
 UNDER (0.76um)/30u" SELECTIVE GOLD

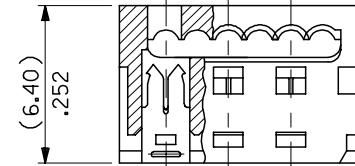
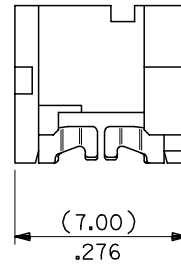


RIBBON CABLE  
 1.27mm PITCH

SECTION SHOWING  
 ASSY AFTER TERMINATION  
 SEE NOTE 6



(1.27)  
 .050



90327 - *326	26	(35.53)/1.399	(31.75)/ 1.250
↑ - *324	24	(32.99)/1.299	(29.21)/1.150
- *322	22	(30.45)/1.199	(26.67)/1.050
- *320	20	(27.91)/1.099	(24.13)/ .950
- *318	18	(25.37)/ .999	(21.59)/ .850
- *316	16	(22.83)/ .899	(19.05)/ .750
- *314	14	(20.29)/ .799	(16.51)/ .650
- *312	12	(17.75)/ .699	(13.97)/ .550
- *310	10	(15.21)/ .599	(11.43)/ .450
- *308	8	(12.67)/ .499	( 8.89)/ .350
↓ - *306	6	(10.13)/ .399	( 6.35)/ .250
90327 - *304	4	( 7.59)/ .299	( 3.81)/ .150
PART NO.	CCT SIZE	DIMENSION A	DIMENSION B

REMOVE COLOUR CODE EC NO: E2007-0940 DRWN:DMASZKLEWICZ 2007/06/07 CHKD:DMORIARTY 2007/06/11 APPR: DENNEHY 2007/06/14	QUALITY SYMBOLS	GENERAL TOLERANCES (UNLESS SPECIFIED)	DIMENSION STYLE	SCALE	DESIGN UNITS	THIRD ANGLE PROJECTION	
	▽=0 ▽=0	mm INCH	MM/IN	5:1	METRIC		
		4 PLACES ± --- ± --- 3 PLACES ± --- ± .004 2 PLACES ± 0.10 ± --- 1 PLACE ± --- ± ---	DRAWN BY DATE NPC 1987/07/28	TITLE IDT ASSEMBLY PICO FLEX			
		ANGULAR ± 2 °	CHECKED BY DATE DMORIARTY 2004/09/15	APPROVED BY DATE JDENNDHY 2004/09/16			
	DRAFT WHERE APPLICABLE MUST REMAIN WITHIN DIMENSIONS	MATERIAL NO.	SEE CHART	DOCUMENT NO.	SHEET NO.		
AF				SDA-90327	1 OF 2		
		THIS DRAWING CONTAINS INFORMATION THAT IS PROPRIETARY TO MOLEX INCORPORATED AND SHOULD NOT BE USED WITHOUT WRITTEN PERMISSION					

9 8 7 6 5 4 3 2 1