



WT2F-P140

W2 Flat

PHOTOELECTRIC SENSORS

SICK
Sensor Intelligence.



Illustration may differ



Ordering information

Type	Part no.
WT2F-P140	6030584

Other models and accessories → www.sick.com/W2_Flat

Detailed technical data

Features

Sensor/ detection principle	Photoelectric proximity sensor, energetic
Dimensions (W x H x D)	14 mm x 19.5 mm x 3.5 mm
Housing design (light emission)	Rectangular
Sensing range max.	2 mm ... 18 mm ¹⁾
Sensing range	2 mm ... 18 mm ¹⁾
Type of light	Visible red light
Light source	LED ²⁾
Wave length	660 nm
Adjustment	None

¹⁾ Object with 90 % reflectance (referred to standard white, DIN 5033).

²⁾ Average service life: 100,000 h at T_J = +25 °C.

Mechanics/electronics

Supply voltage	12 V DC ... 24 V DC ¹⁾
Ripple	≤ 5 V _{pp} ²⁾
Switching output	PNP
Switching mode	Light switching
Signal voltage PNP HIGH/LOW	Approx. V _S - 1.8 V / 0 V
Signal voltage NPN HIGH/LOW	Approx. V _S / < 1.8 V

¹⁾ ± 10 %.

²⁾ May not exceed or fall below U_v tolerances.

³⁾ Signal transit time with resistive load.

⁴⁾ With light/dark ratio 1:1.

⁵⁾ Do not bend below 0 °C.

⁶⁾ A = V_S connections reverse-polarity protected.

⁷⁾ C = interference suppression.

⁸⁾ D = outputs overcurrent and short-circuit protected.

Output current I_{\max}.	≤ 50 mA
Response time	≤ 0.5 ms ³⁾
Switching frequency	1,000 Hz ⁴⁾
Connection type	Cable, 3-wire, 2 m ⁵⁾
Cable material	PVC
Cable diameter	Ø 2.4 mm
Circuit protection	A ⁶⁾ C ⁷⁾ D ⁸⁾
Weight	20 g
Reverse polarity protection	✓
Short-circuit protection	✓
Housing material	Plastic, PC
Optics material	Plastic, PC
Enclosure rating	IP67
Ambient operating temperature	-20 °C ... +55 °C
Ambient storage temperature	-40 °C ... +75 °C

1) +- 10 %.

2) May not exceed or fall below U_V tolerances.

3) Signal transit time with resistive load.

4) With light/dark ratio 1:1.

5) Do not bend below 0 °C.

6) A = V_S connections reverse-polarity protected.

7) C = interference suppression.

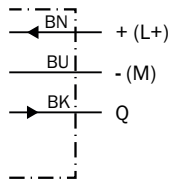
8) D = outputs overcurrent and short-circuit protected.

Classifications

ECI@ss 5.0	27270904
ECI@ss 5.1.4	27270904
ECI@ss 6.0	27270904
ECI@ss 6.2	27270904
ECI@ss 7.0	27270904
ECI@ss 8.0	27270904
ECI@ss 8.1	27270904
ECI@ss 9.0	27270904
ETIM 5.0	EC002719
ETIM 6.0	EC002719
UNSPSC 16.0901	39121528

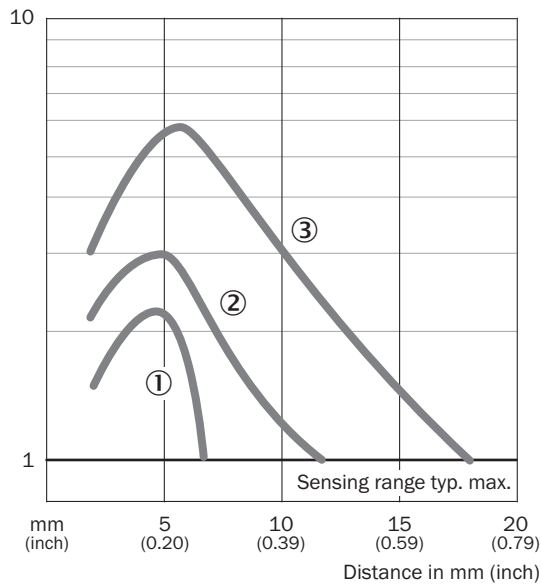
Connection diagram

Cd-043



Characteristic curve

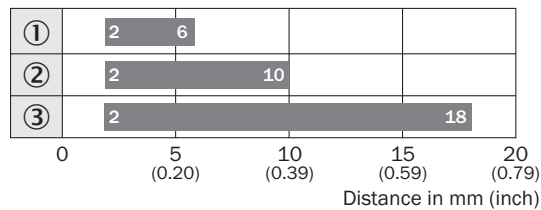
WT2F, 18 mm



- ① Sensing range on black, 6% remission
- ② Sensing range on gray, 18% remission
- ③ Sensing range on white, 90% remission

Sensing range diagram

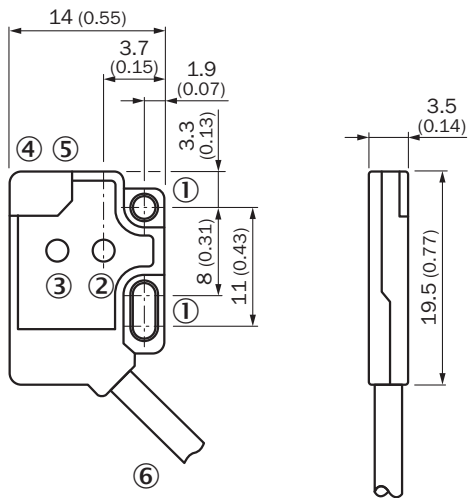
WT2F, 18 mm



- Sensing range
- ① Sensing range on black, 6% remission
- ② Sensing range on gray, 18% remission
- ③ Sensing range on white, 90% remission

Dimensional drawing (Dimensions in mm (inch))

WT2F



- ① Mounting holes, \varnothing 2.1 mm
- ② Optical axis, sender
- ③ Optical axis, receiver
- ④ LED indicator orange: switching output active
- ⑤ LED indicator green: strength indicator
- ⑥ Connection

SICK AT A GLANCE

SICK is one of the leading manufacturers of intelligent sensors and sensor solutions for industrial applications. A unique range of products and services creates the perfect basis for controlling processes securely and efficiently, protecting individuals from accidents and preventing damage to the environment.

We have extensive experience in a wide range of industries and understand their processes and requirements. With intelligent sensors, we can deliver exactly what our customers need. In application centers in Europe, Asia and North America, system solutions are tested and optimized in accordance with customer specifications. All this makes us a reliable supplier and development partner.

Comprehensive services complete our offering: SICK LifeTime Services provide support throughout the machine life cycle and ensure safety and productivity.

For us, that is “Sensor Intelligence.”

WORLDWIDE PRESENCE:

Contacts and other locations –www.sick.com