

PRODUCT NUMBER

77313-YXX-XXLF

PLATING SEE SHEET 2

PIN STYLE SEE SHEET 2

WHEN REQUIRED, ADD SUFFIX LETTER "LF" INDICATES THE PRODUCT IS RoHS COMPATIBLE, SEE NOTE 6

TOTAL NB OF POSITIONS 01 TO 36

RETENTION OPTION "R" SEE SHEET 2

PRODUCT NUMBER (BERGSTRIK PACKAGING)

77313-YXX-00LF

PLATING

1= 0.76µm GOLD ON CONTACT AREA, 2µm TIN MIN ON TAILS

8= 0.38µm GOLD ON CONTACT AREA, 2µm TIN MIN ON TAILS

4= 2.0µm TIN MIN FULL PLATED

1.27µm NICKEL MIN UNDERLAYER FOR ALL PLATING VERSIONS

INDICATES THE PRODUCT IS RoHS COMPATIBLE, SEE NOTE 6

POSITIONS PER REEL : 00=45,000 (BERGSTRIK)

PIN STYLE	MATING	SOLDER	OAL
01	5.84	2.41	10.8
02	5.84	3.42	11.8
18	5.84	3.05	11.43
22	7.75	3.05	13.35
24	6.75	2.9	12.2
27	6.6	2.66	11.8

NOTES:

- HOUSING MAT'L : HIGH TEMPERATURE THERMOPLASTIC. UL94V-0 COLOR: BLACK
- PIN MATERIAL : PHOSPHOR BRONZE
- BERGSTRIK PRODUCT PACKAGED IN POLY BAGS. BERGSTRIK PRODUCT PACKAGED PER REELS.
- 9N MIN RETENTION IN EITHER DIRECTION
- TO DETERMINE DIMENSIONS :
N = NUMBER OF POSITIONS PER ROW
EXAMPLE : 8 POS N x 2.54 = 20.32mm
- RoHS COMPATIBLE PRODUCT SPECIFICATIONS

a - PLATING:

"LF" MEANS THE PRODUCT IS LEAD-FREE, 2µm MINIMUM MATTE TIN OVER 1.27µm MINIMUM NICKEL UNDERPLATE.

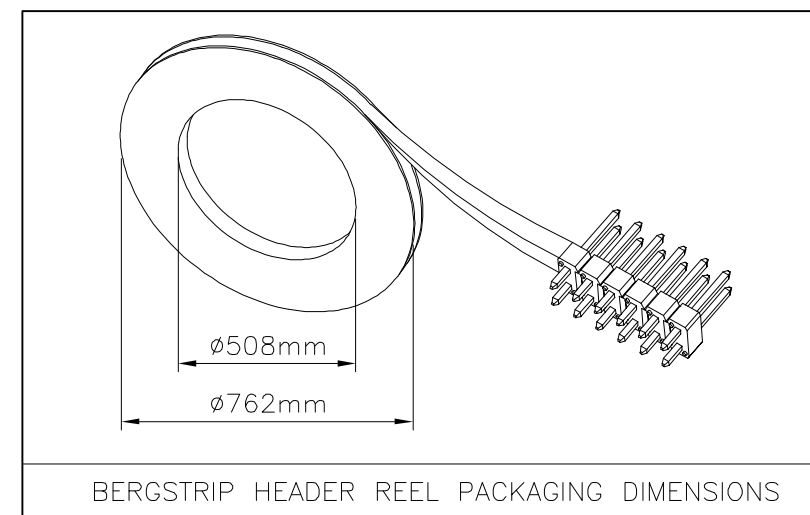
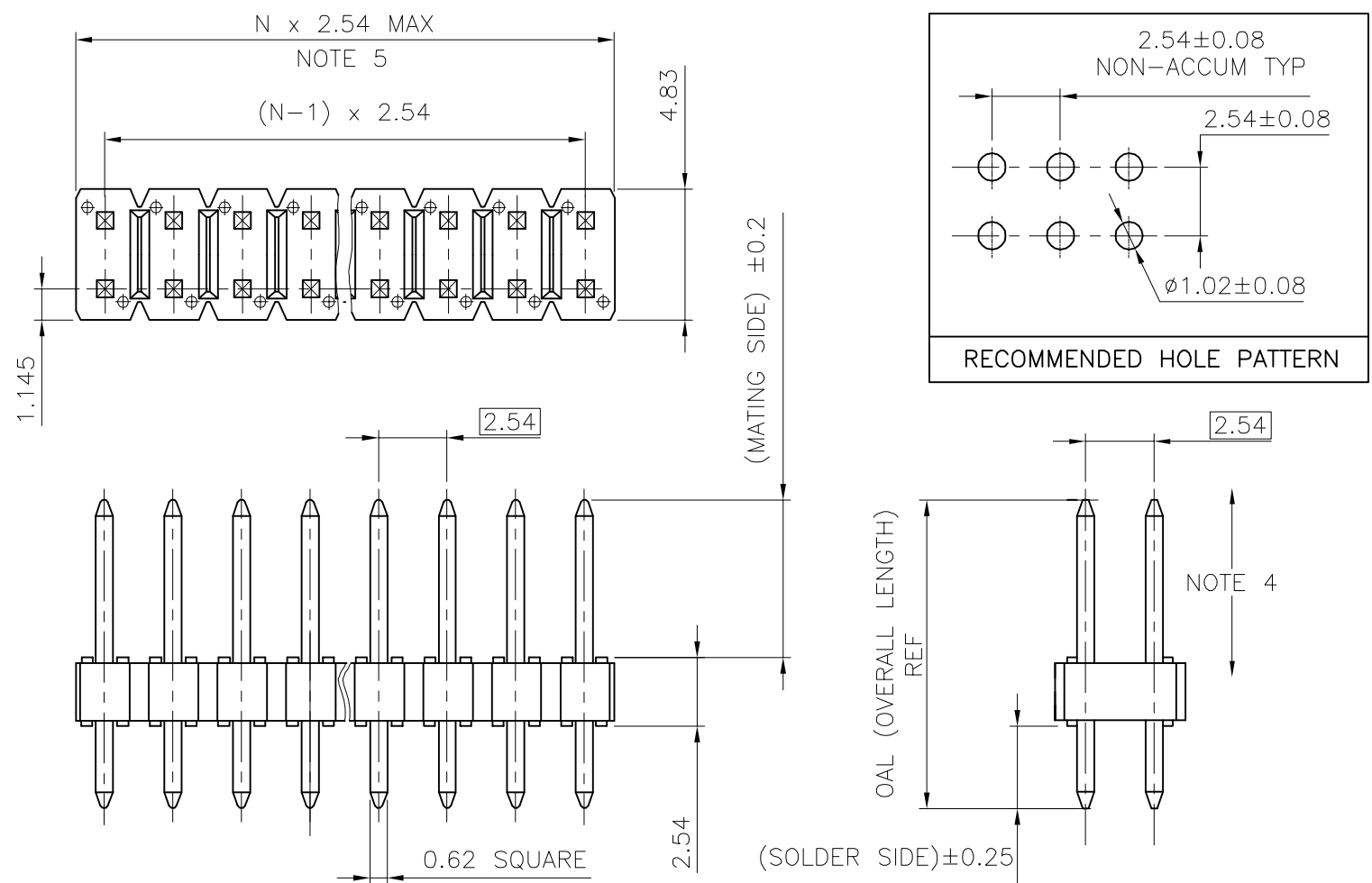
b - MANUFACTURING PROCESS COMPATIBILITY

THE HOUSING WILL WITHSTAND EXPOSURE TO 260°C ±5°C SOLDER BATH TEMPERATURE FOR 5 SECONDS IN A WAVE SOLDER APPLICATION WITH A 1.6mm MIN THICK CIRCUIT BOARD.

c - LABELING:

MEETS PACKAGING SPECS AS PER GS-14-920

d - LEGAL STATEMENT: SEE GS-22-008



mat'l. code		surface		tolerance		projection		product family	
SEE NOTES		ISO 1302		ISO 406 ISO 1101		mm		BERGSTIK	
ltr	ecn no	dr	date	tolerances unless otherwise specified		mm		title	
AY	F07-0114	LMU	07.01.24	angles		.x ±0.3		UNSHR.HEADER STR DR TMT	
BA	F07-0125	LMU	07.02.05	linear		.xx ±0.15			
BB	F07-0155	J.CO	07.03.15			.xxx ±0.05			
		dr	D.LE	01.01.24		scale 5:1		dwg no	
		enr	JM.C	01.01.24		FCJ		sheet 1 of 2	
		chr	JM.C	01.01.24				77313	
		appd	JF.N	01.01.24				A3	
sheet	revision	BB	AV					type	
index	sheet	1	2					CUSTOMER Drawing	

CORE RANGE				
PLATING	PIN STYLE	MATING	SOLDER	OAL
1	01	5.84	2.41	10.8
1	18	5.84	3.05	11.43

PLATING
 1 = 0.76µm GOLD ON CONTACT AREA
 3.81µm TIN-LEAD ON TAIL

- WHEN "LF" IS REQUIRED, 2µm MATTE TIN OVER 1.27µm MIN NICKEL IS PROVIDED INSTEAD OF TIN-LEAD

CATALOGUE RANGE				
PLATING	PIN STYLE	MATING	SOLDER	OAL
4/8	01	5.84	2.41	10.8
1/4/8	02	5.84	3.42	11.8
4/8	18	5.84	3.05	11.43
1/4/8	22	7.75	3.05	13.35
1/4/8	24	6.75	2.9	12.2
1/4/8	27	6.6	2.65	11.8

PLATING
 1 = 0.76µm GOLD ON CONTACT AREA
 3.81µm TIN-LEAD ON TAIL

4 = 3.81µm TIN-LEAD ON CONTACT AREA AND ON TAIL

8 = 0.38µm GOLD ON CONTACT AREA
 3.81µm TIN-LEAD ON TAIL

- WHEN "LF" IS REQUIRED, 2µm MATTE TIN OVER 1.27µm MIN NICKEL IS PROVIDED INSTEAD OF TIN-LEAD

APPLICATION SPECIFIC				
PLATING	PIN STYLE	MATING	SOLDER	OAL
1/4/8	03	5.72	5.09	13.35
1/4/8	15	8.51	2.55	13.6
1/4/8	19	12.83	3.03	18.4
1/4/8	20	15.37	3.04	20.95
1/4/8	29	17.46	3.50	23.5
1/4/8	38	5.84	3.82	12.20
1/4/8	46	8.08	2.98	13.6
1/4/8	52	9.5	3.05	15.09
1/4/8	57	8.46	3.05	14.05
1/4/8	58	14.47	3.05	20.06
1/4/8	85	10.5	2.9	15.9
1/4/8	87	6.98	3.05	12.57
1/4/8	89	6.93	5.00	14.47
1/4/8	90	6.75	4.05	13.34
1/4/8	91	5.60	10.21	18.4
1/4/8	92	5.65	12.76	20.95
1/4/8	93	6.00	4.81	13.35

PLATING
 1 = 0.76µm GOLD ON CONTACT AREA
 3.81µm TIN-LEAD ON TAIL

4 = 3.81µm TIN-LEAD ON CONTACT AREA AND ON TAIL

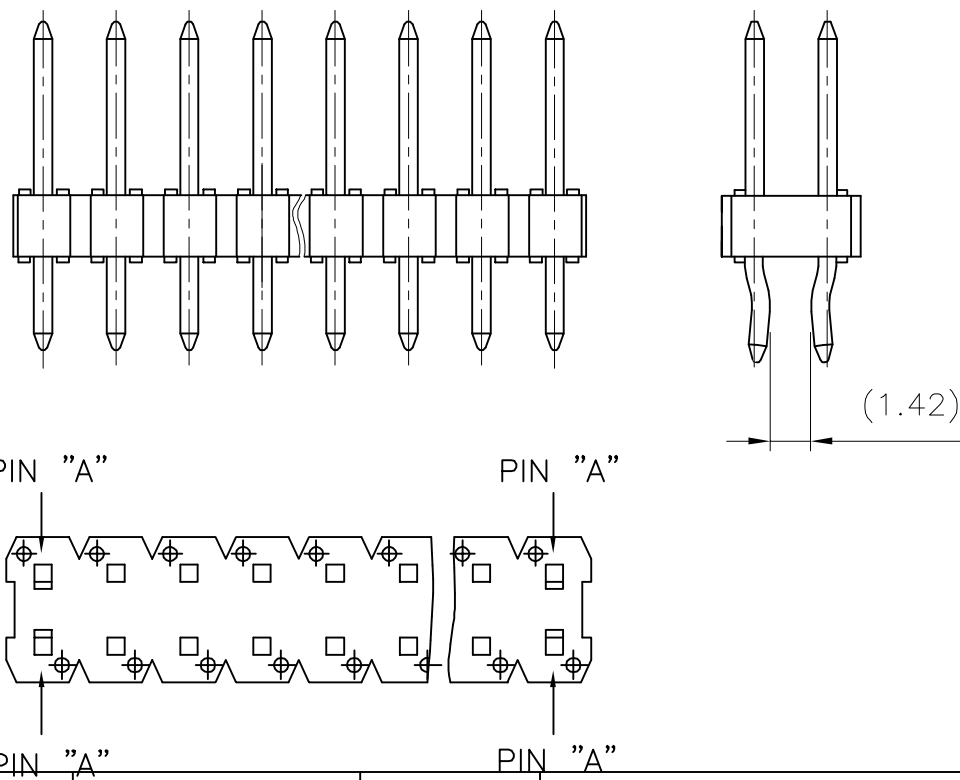
8 = 0.38µm GOLD ON CONTACT AREA
 3.81µm TIN-LEAD ON TAIL

- WHEN "LF" IS REQUIRED, 2µm MATTE TIN OVER 1.27µm MIN NICKEL IS PROVIDED INSTEAD OF TIN-LEAD

NOTES:

- PART NUMBER 77313-YXXRXX(LF)
- 4 PINS "A" USED FOR RETENTION
DIRECTION OF RETENTION SHOWN BY ARROWS
PIN "A" AT EACH END OF HEADER.
- FOR RETENTION OPTION , SOLDER TAIL LENGTH TO BE 2.9 MIN UP TO 3.5 MAX.

RETENTION OPTION



mat'l. code		surface ISO 1302		tolerance ISO 406 ISO 1101		projection		product family BERGSTIK	
ltr	ecn no	dr	date	tolerances unless otherwise specified		mm		title UNSHR.HEADER STR DR TMT	
AN	F04-0362	LMU	04.11.27	angles		scale N/A		dwg no 77313	
AP	F05-0226	LMU	05.08.23	linear		FCJ		sheet 2 of - size A3	
AR	F06-0167	LMU	06.04.19					type CUSTOMER Drawing	
AS	F06-0196	LMU	06.06.20	dr	D.LE	01.01.24			
AT	F07-0110	LMU	07.01.17	enr	JM.C	01.01.24			
AU	F07-0114	LMU	07.01.24	chr	JM.C	01.01.24			
AV	F07-0125	LMU	07.02.05	appd	JF.N	01.01.24			
sheet index	revision sheet								