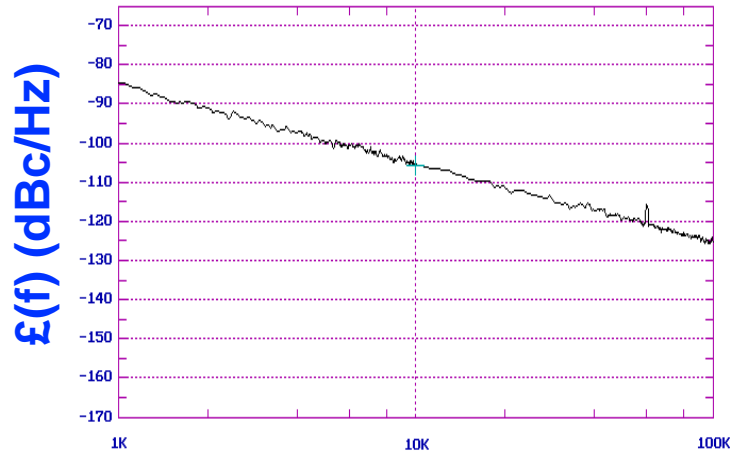




PHASE NOISE (1 Hz BW, typical)



FEATURES
• Frequency Range: 270 - 300 MHz
• Tuning Voltage: 0.5-4.5 Vdc
• MINI-14S - Style Package
APPLICATIONS
• Satellite Modems
• Mobile Radios
• Earthstations

OFFSET (Hz)

PERFORMANCE SPECIFICATIONS	VALUE	UNITS
Oscillation Frequency Range	270 - 300	MHz
Phase Noise @ 10 kHz offset (1 Hz BW, typ.)	-104	dBc/Hz
Harmonic Suppression (2nd, typ.)	-10	dBc
Tuning Voltage	0.5-4.5	Vdc
Tuning Sensitivity (avg.)	20	MHz/V
Power Output	7.5±2.5	dBm
Load Impedance	50	Ω
Input Capacitance (max.)	200	pF
Pushing	<3	MHz/V
Pulling (14 dB Return Loss, Any Phase)	<1	MHz
Operating Temperature Range	-40 to 85	°C
Package Style	MINI-14S	

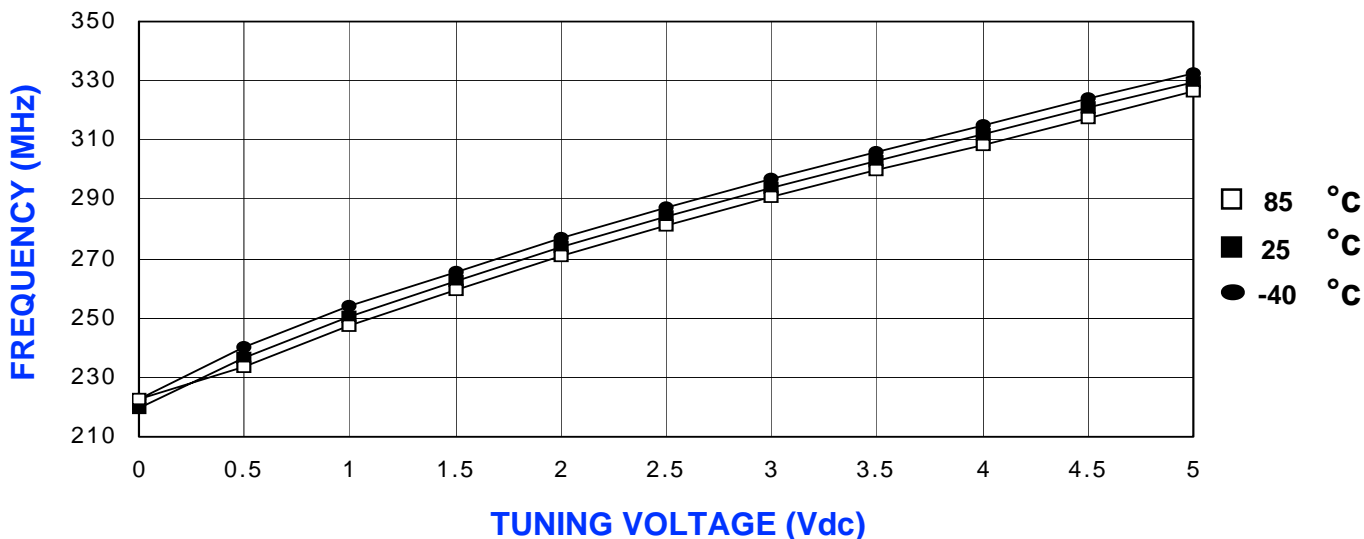
POWER SUPPLY REQUIREMENTS		
Supply Voltage (Vcc, nom.)	5	Vdc
Supply Current (Icc, typ.)	22	mA

All specifications are typical unless otherwise noted and subject to change without notice.

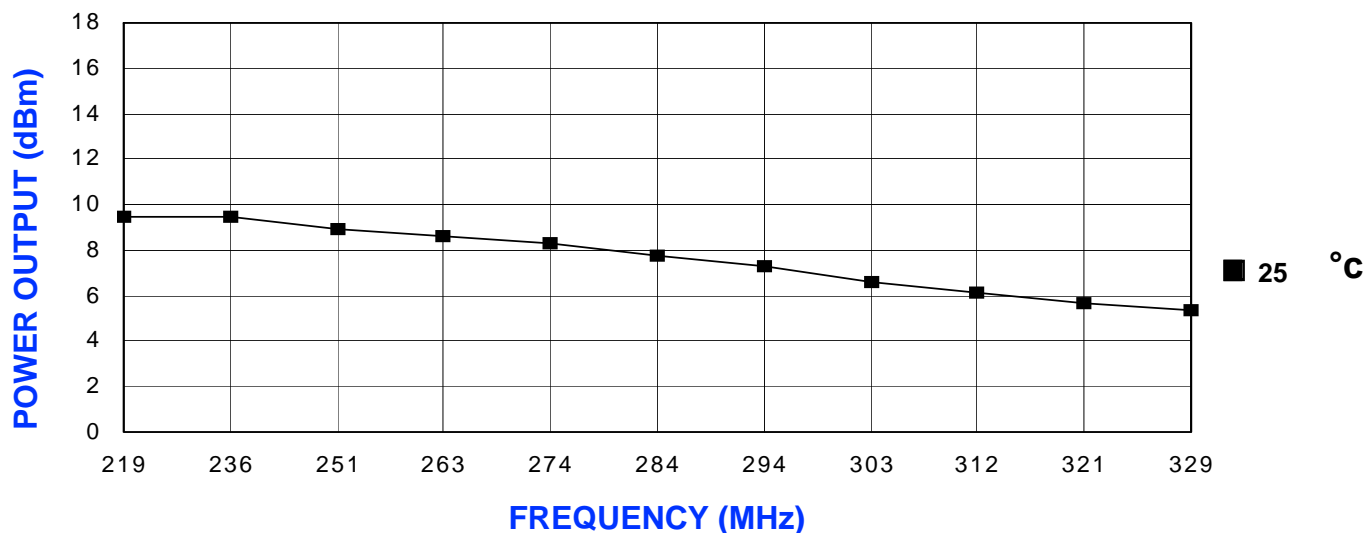
APPLICATION NOTES
• AN-100/1 : Mounting and Grounding of VCOs
• AN-102 : Proper Output Loading of VCOs
• AN-107 : How to Solder Z-COMM VCOs

NOTES:

TUNING CURVE, typ.



POWER CURVE, typ.



PHYSICAL DIMENSIONS

