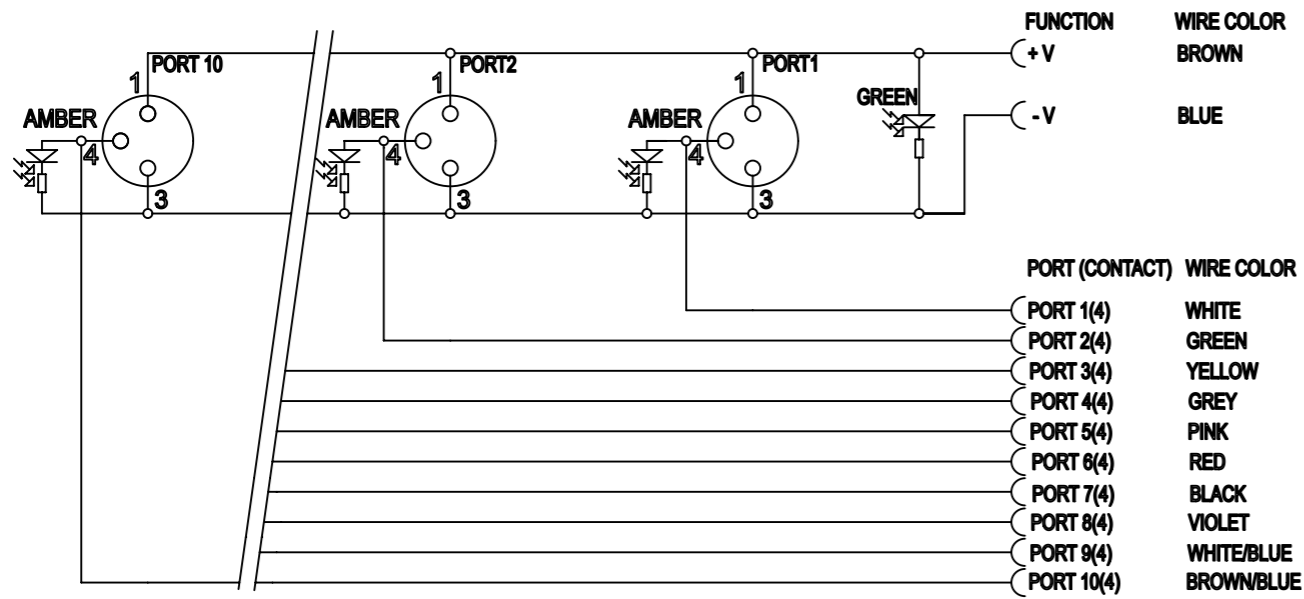
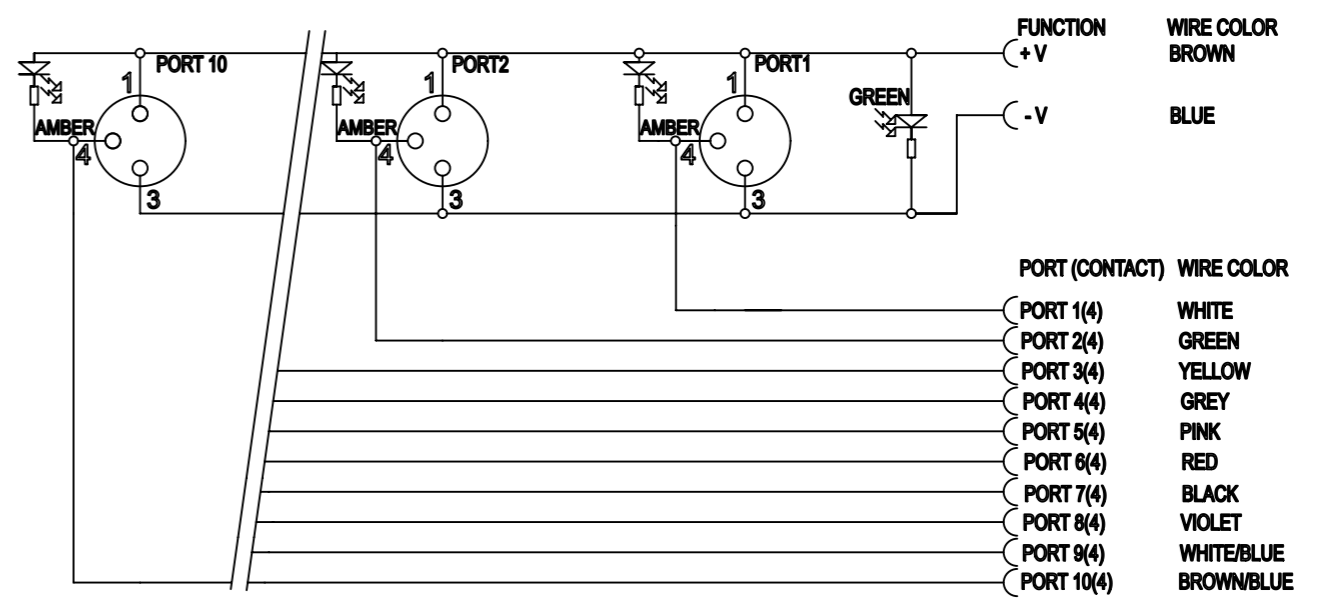




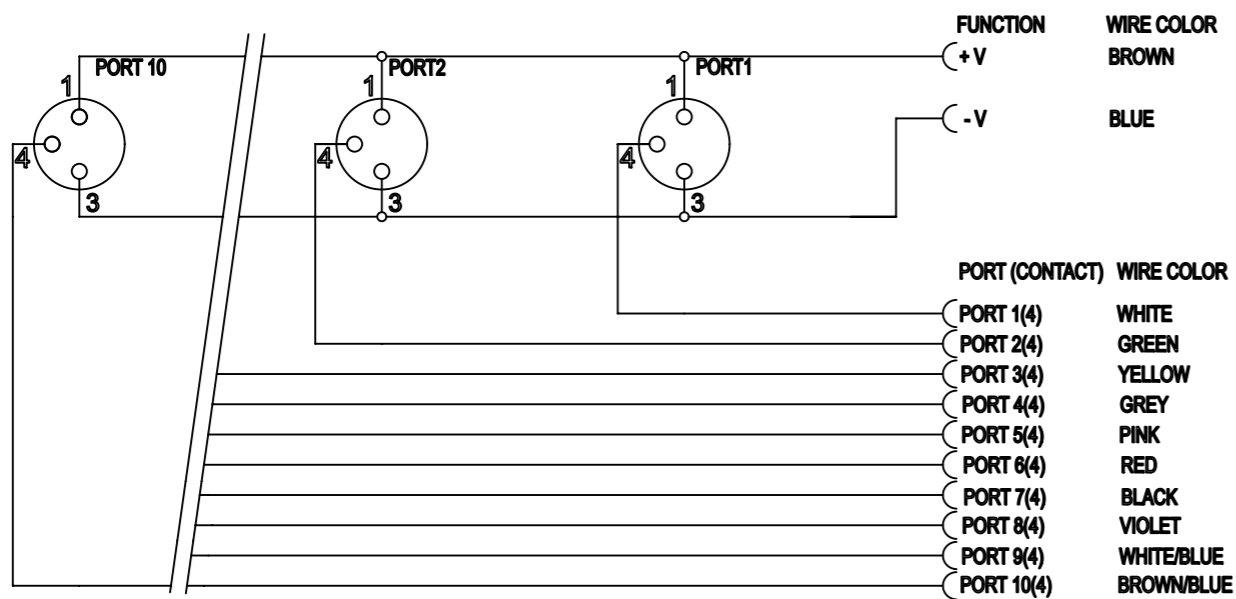
# Wiring Diagram PNP Single



# Wiring Diagram NPN Single



# Wiring Diagram NON LED Single



<b>SYMBOLS</b> DIMENSION UNITS: mm SCALE: 1:1 GENERAL TOLERANCES (UNLESS SPECIFIED): ANGULAR TOL: ± ° 4 PLACES: ± 3 PLACES: ± 2 PLACES: ± 0.2 1 PLACE: ± 0.3 0 PLACES: ± 0.5 DRAFT WHERE APPLICABLE MUST REMAIN WITHIN DIMENSIONS THIRD ANGLE PROJECTION DRAWING: A3-SIZE SERIES: 120247	THIS DRAWING CONTAINS INFORMATION THAT IS PROPRIETARY TO MOLEX ELECTRONIC TECHNOLOGIES, LLC AND SHOULD NOT BE USED WITHOUT WRITTEN PERMISSION CURRENT REV DESC: CABLE LENGTH TOLERANCES ADDED		<b>molex</b> MPIS M8 PNP NPN NOS 3P 10PT BK XM SINGLE	
	EC NO: 631956 DRWN: RSCHIEBER 2020/02/11 CHK'D: RSILLER 2020/02/12 APPR: RSILLER 2020/02/12			
	INITIAL REVISION: DRWN: ULETTENMEIER 2015/01/20 APPR: RSILLER 2015/04/22		PRODUCT CUSTOMER DRAWING DOCUMENT NUMBER: 1202470005 DOC TYPE: PSD DOC PART: 000 REVISION: B1	
	MATERIAL NUMBER: SEE TABLE 1 CUSTOMER: GENERAL MARKET SHEET NUMBER: 2 OF 2			