


CMLSH1-40  
CMLSH1-40G\*

**SURFACE MOUNT  
HIGH CURRENT, LOW  $V_F$   
SILICON SCHOTTKY RECTIFIER**

**PICOmini™**



**SOT-563 CASE**

\* Device is *Halogen Free* by design

**Central™**  
Semiconductor Corp.

[www.centrasemi.com](http://www.centrasemi.com)

**DESCRIPTION:**

The CENTRAL SEMICONDUCTOR CMLSH1-40 is a 40 volt Schottky Rectifier packaged in a space saving SOT-563 surface mount case. This PICOmini™ device has been designed for applications requiring high current and a low forward voltage drop.

**MARKING CODES: CMLSH1-40: C41  
CMLSH1-40G\*: CG4**

**MAXIMUM RATINGS:** ( $T_A=25^\circ\text{C}$ )

Peak Repetitive Reverse Voltage  
Continuous Forward Current  
Peak Repetitive Forward Current,  $t_p \leq 1.0\text{ms}$   
Forward Surge Current,  $t_p = 8.0\text{ms}$   
Power Dissipation  
Operating and Storage Junction Temperature  
Thermal Resistance

SYMBOL		UNITS
$V_{RRM}$	40	V
$I_F$	1.0	A
$I_{FRM}$	3.5	A
$I_{FSM}$	10	A
$P_D$	250	mW
$T_J, T_{stg}$	-65 to +150	$^\circ\text{C}$
$\theta_{JA}$	500	$^\circ\text{C/W}$

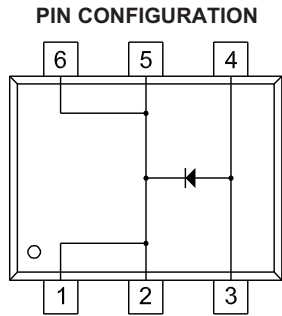
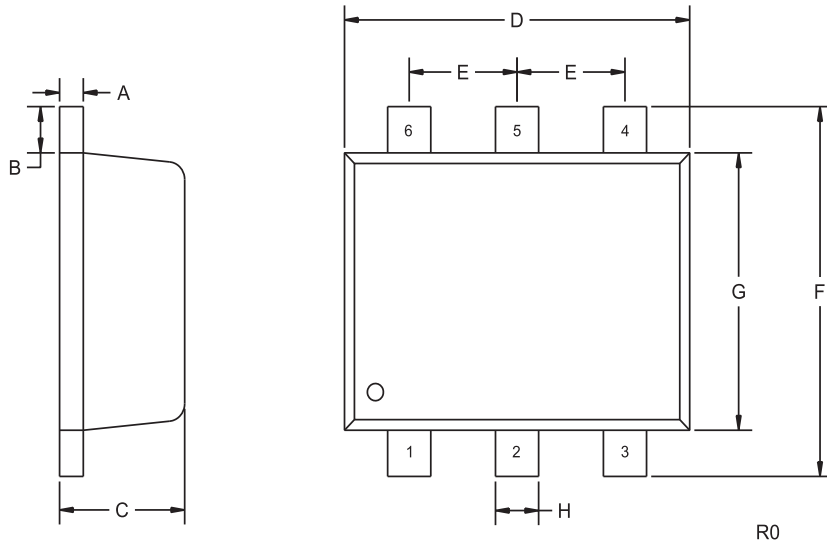
**ELECTRICAL CHARACTERISTICS:** ( $T_A=25^\circ\text{C}$  unless otherwise noted)

SYMBOL	TEST CONDITIONS	MIN	TYP	MAX	UNITS
$I_R$	$V_R=5.0\text{V}$			10	$\mu\text{A}$
$I_R$	$V_R=8.0\text{V}$			20	$\mu\text{A}$
$I_R$	$V_R=15\text{V}$			50	$\mu\text{A}$
$BV_R$	$I_R=100\mu\text{A}$	40			V
$V_F$	$I_F=10\text{mA}$			0.29	V
$V_F$	$I_F=100\text{mA}$			0.36	V
$V_F$	$I_F=500\text{mA}$			0.45	V
$V_F$	$I_F=1.0\text{A}$			0.55	V
$C_J$	$V_R=4.0\text{V}, f=1.0\text{MHz}$		50		pF
$t_{rr}$	$I_F=I_R=500\text{mA}, I_{rr}=50\text{mA}, R_L=50\Omega$		15		ns

**CMLSH1-40**  
**CMLSH1-40G\***  
  
**SURFACE MOUNT**  
**HIGH CURRENT, LOW  $V_F$**   
**SILICON SCHOTTKY RECTIFIER**



**SOT-563 CASE - MECHANICAL OUTLINE**



SYMBOL	INCHES		MILLIMETERS	
	MIN	MAX	MIN	MAX
A	0.004	0.007	0.10	0.18
B	0.008		0.20	
C	0.022	0.024	0.56	0.60
D	0.059	0.067	1.50	1.70
E	0.020		0.50	
F	0.061	0.067	1.55	1.70
G	0.047		1.20	
H	0.006	0.012	0.15	0.30

SOT-563 (REV: R0)

**LEAD CODE:**

- 1) Cathode
- 2) Cathode
- 3) Anode
- 4) Anode
- 5) Cathode
- 6) Cathode

**MARKING CODES:**

**CMLSH1-40: C41**  
**CMLSH1-40G\*: CG4**

\* Device is *Halogen Free* by design

R3 (20-January 2010)