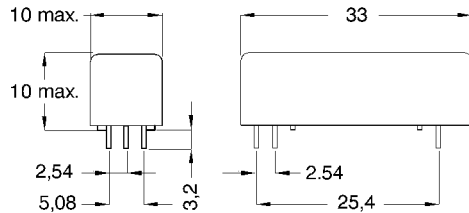
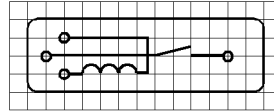
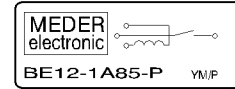


DIMENSIONS (mm)

 Pins: $\varnothing 0.65$ mm
 L = 3.2 ± 0.3 mm
 Material: Cu-alloy tinned

LAYOUT

pitch 2.54 mm/Top view


MARKING

 MEDER-Label
 Type/Layout
 Production code,
 EN60062/Factory code

Coil Data at 20 °C	Conditions	Min	Typ	Max	Unit
Coil resistance		560	620	680	Ohm
Coil voltage			12		VDC
Rated power			232		mW
Pull-In voltage				8,4	VDC
Drop-Out voltage		1,2			VDC

Contact Data 85	Conditions	Min	Typ	Max	Unit
Contact-No.				85	
Contact-form				A	
Contact rating	Any DC combination of V & A not to exceed their individual max.'s			100	W
Switching voltage	DC or Peak AC			1.000	V
Switching current	DC or Peak AC			1	A
Carry current	DC or Peak AC			2,5	A
Contact resistance static	Measured with 40% overdrive Start Value			150	mOhm
Contact resistance dynamic	Maximum value 1,5 ms after excitation Start Value			200	mOhm
Insulation resistance	RH <45 %, 100 V test voltage	10			GOhm
Breakdown voltage (20-30 AT)	according to IEC 255-5	2.000			VDC
Operate time incl. bounce	measured with 40% overdrive			1,1	ms
Release time	measured with no coil excitation			0,1	ms

Special Product Data	Conditions	Min	Typ	Max	Unit
Insulation resistance Coil/Contact	RH <45%, 100 V test voltage	1.000			GOhm
Insulation voltage Coil/Contact	according to IEC 255-5	2			KVAC
Housing material				Polycarbonat	
Sealing compound				Polyurethan	
Connection pins				Copper alloy tin plated	

Environmental data	Conditions	Min	Typ	Max	Unit
Shock	1/2 sine wave duration 11ms			50	g
Vibration	from 10 - 2000 Hz			20	g
Ambient temperature		-20		70	°C
Storage temperature		-40		105	°C
Soldering temperature	max. 5 sec			260	°C
Cleaning				fully sealed	