




Rated voltage 42 Vac/80 Vdc  
Rated current 400 to 1200 mA  
Rated inductance 5  $\mu$ H to 4,7 mH



### Construction

- Current-compensated ring core choke with ferrite core
- Bifilar winding (B82793-C...)
- Sector winding (B82793-S...)

### Features

- High rated currents
- Reduced component height
- Case flame-retardant as per UL 94 V-0
- Suitable for reflow soldering

### Applications

- B82793-C:  
Suppression of asymmetrical interference coupled in on lines, whereas data signals up to some MHz can pass unaffectedly
- B82793-S:  
Suppression of asymmetrical and symmetrical interference coupled in on lines. The high-frequency portions of the symmetrical data signal are decreased so far that EMC problems can be significantly reduced

### Terminals

- Tinned

### Marking

Manufacturer, ordering code (short form),  
date of manufacture, coded (year, day of week, calendar week)

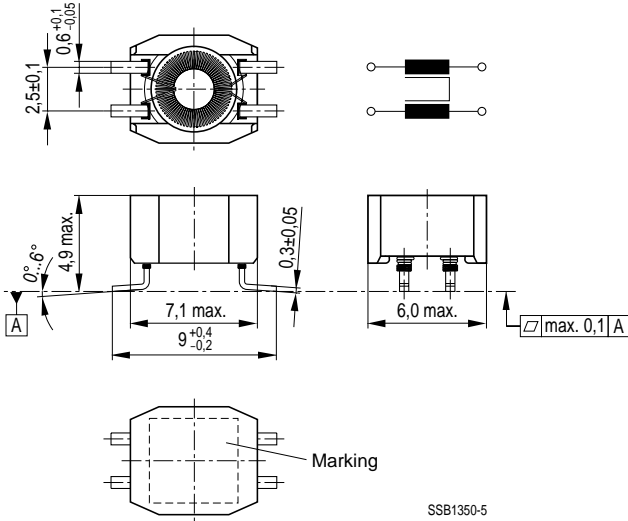
### Delivery mode

Blister tape, reel packing

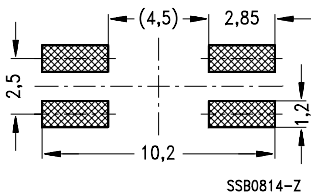
For details on taping, packing and packing units [see page 302](#)



Dimensional drawing



Layout recommendation





### General technical data

Rated voltage $V_R$	42 Vac (50/60 Hz) 80 Vdc
Rated current $I_R$	Referred to 50 Hz and 60 °C ambient temperature
Rated inductance $L_R$	Measured with HP 4275A Measuring frequency at $L \leq 1 \text{ mH} = 100 \text{ kHz}, 0,1 \text{ mA}$ $L > 1 \text{ mH} = 10 \text{ kHz}, 0,1 \text{ mA}$ (specified per winding)
Inductance tolerance	B82793-+****-N201/N215: $\pm 30 \%$ B82793-+****-N265: $-30/+50 \%$
Inductance decrease $\Delta L/L_0$	$< 10 \%$ at dc magnetic bias with $I_R$
Stray inductance $L_S$	Measured with HP 4275A Measuring frequency at $L \leq 11 \mu\text{H} = 1 \text{ MHz}, 5 \text{ mA}$ $L > 11 \mu\text{H} = 100 \text{ kHz}, 5 \text{ mA}$
DC resistance $R_{\text{typ}}$	Typical values, measured at 20 °C ambient temperature
Solderability	(215 3) °C, (3 0,3) s wetting of soldering area $\geq 95 \%$ in accordance with IEC 60068-2-58
Climatic category	40/125/56 ( $-40 \text{ °C}/+125 \text{ °C}/56 \text{ days damp heat test}$ ) in accordance with IEC 60068-1
Weight	Approx. 0,25 g

### Characteristics and ordering codes

$L_R$ mH	$L_S, \text{typ}$ nH	$I_R^{(1)}$ mA	$R_{\text{typ}}$ m $\Omega$	$V_T$ Vdc, 2 s	Ordering code
0,005	50	1200	100	250	B82793-C0502-N201
0,011	50	800	120	250	B82793-C0113-N201
0,025	1500	800	130	250	B82793-S0253-N201
0,051	2000	800	160	250	B82793-S0513-N201
0,470	200	700	200	750	B82793-C0474-N215
1,0	250	700	200	750	B82793-C0105-N265
2,2	250	500	400	750	B82793-C0225-N265
4,7	300	400	550	750	B82793-C0475-N265

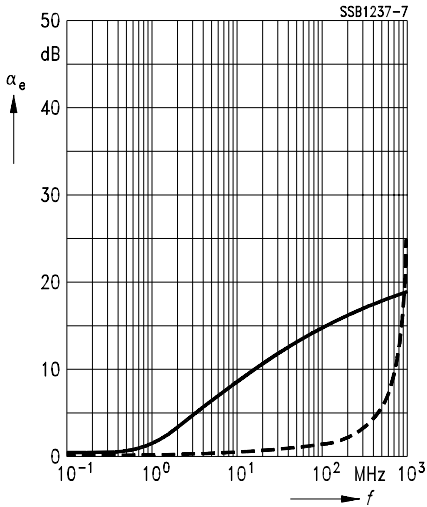
1) Types with higher rated current upon request.



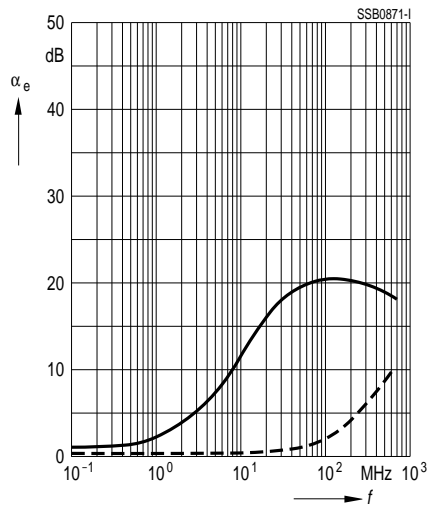
**Insertion loss  $\alpha_e$**  (typical values at  $Z = 50 \Omega$ )

- asymmetrical, all branches in parallel (common mode)
- - - - - symmetrical (differential mode)

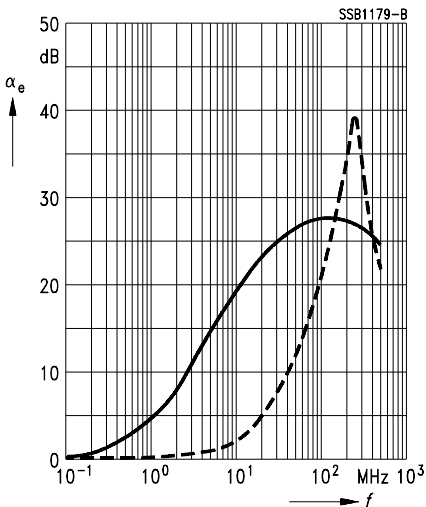
B82793-C0502-N201



B82793-C0113-N201



B82793-S0253-N201



B82793-S0513-N201

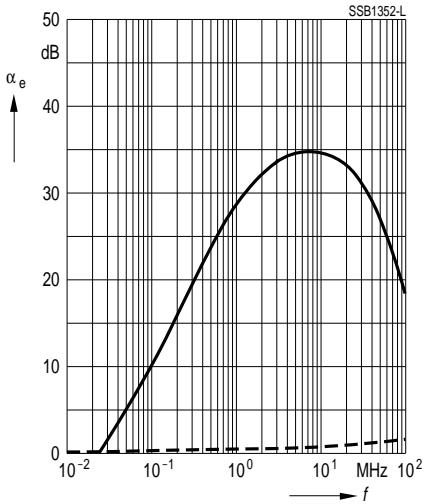


Insertion loss  $\alpha_e$  (typical values at  $Z = 50 \Omega$ )

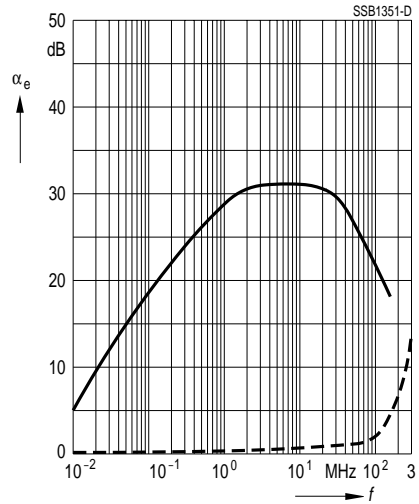
———— asymmetrical, all branches in parallel (common mode)

- - - - - symmetrical (differential mode)

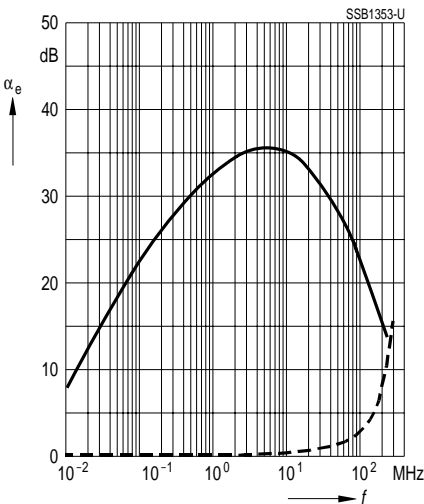
B82793-C0474-N215



B82793-C0105-N265



B82793-C0225-N265



B82793-C0475-N265

