



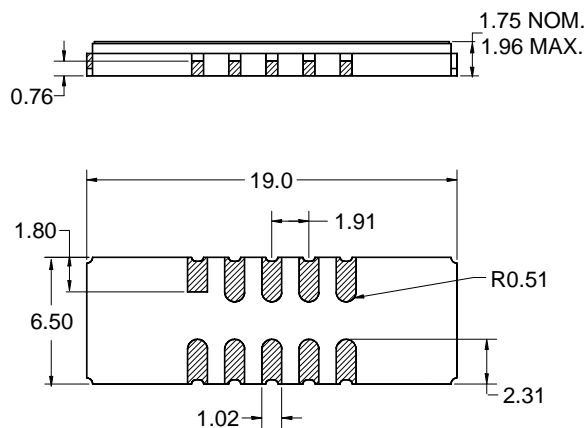
Features

- For IF applications
- Typical 3dB bandwidth of 2 MHz
- High attenuation
- Single-ended operation
- Ceramic Surface Mount Package (SMP)
- Replaces Sawtek P/N 851905 (BW 3dB = 2.0MHz)
- Hermetic
- RoHS compliant (2002/95/EC), Pb-free 



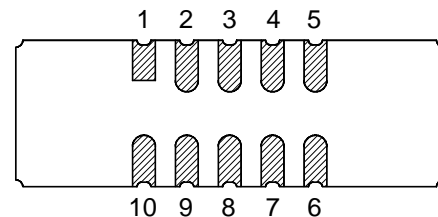
Package

Surface Mount 19.00 x 6.50 x 1.75 mm
SMP-75B



Pin Configuration

Bottom View



Single-ended Configuration

Pin No.	Description
10	RF input
5	RF output
1,6	Ground
2,3,4	Case Ground
7,8,9	Case Ground

Dimensions shown are nominal in millimeters
All tolerances are ± 0.15 mm except overall
length and width $+0.15$ mm/ -0.10 mm

Body: Al_2O_3 ceramic
Lid: Kovar, Ni plated
Terminations: Au plating 0.5 - 1.0 μ m,
over a 2 - 6 μ m Ni plating

Electrical Specifications ⁽¹⁾

Operating Temperature Range: ⁽²⁾ 0 to +70 °C

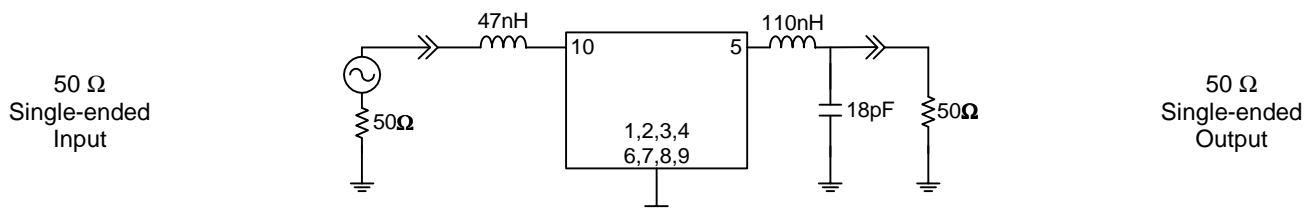
Parameter ⁽³⁾	Minimum	Typical ⁽⁴⁾	Maximum	Unit
Center Frequency	-	140	-	MHz
Minimum Insertion Loss	-	21.50	22.186	dB
Lower 1 dB Band Edge ⁽⁵⁾	-	139.06	139.155	MHz
Upper 1 dB Band Edge ⁽⁵⁾	140.845	140.94	-	MHz
Lower 3 dB Band Edge ⁽⁵⁾	-	138.91	138.978	MHz
Upper 3 dB Band Edge ⁽⁵⁾	141.022	141.09	-	MHz
Lower 40 dB Band Edge ⁽⁵⁾	138.272	138.31	-	MHz
Upper 40 dB Band Edge ⁽⁵⁾	-	141.67	141.726	MHz
Amplitude Variation 139.15 – 140.85 MHz	-	0.5	1.0	dB p-p
Phase Linearity 139.15 – 140.85 MHz	-	1.8	3.5	° p-p
Group Delay Variation 139.15 – 140.85 MHz	-	85	180	ns p-p
Relative Attenuation ⁽⁵⁾				
15 – 136 MHz	60	64	-	dB
144 – 220 MHz	45	56	-	dB
220 – 230 MHz	38	46	-	dB
230 – 250 MHz	45	65	-	dB
250 – 260 MHz	26	31	-	dB
260 – 350 MHz	45	65	-	dB
Source Impedance (single-ended) ⁽⁶⁾	-	50	-	Ω
Load Impedance (single-ended) ⁽⁶⁾	-	50	-	Ω
Substrate Material	-	Quartz	-	-

Notes:

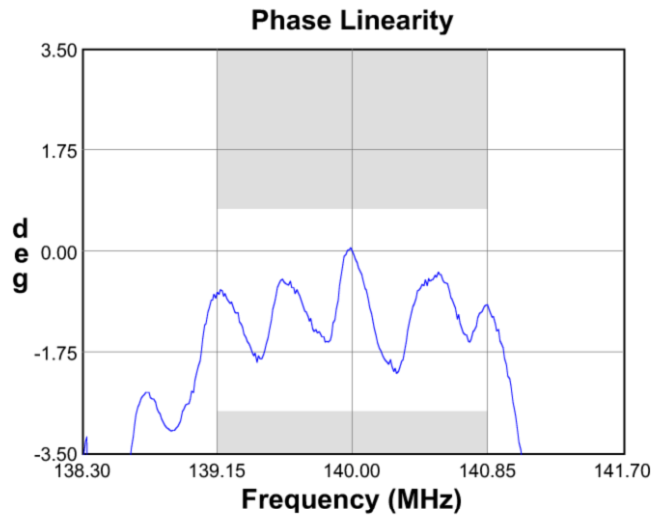
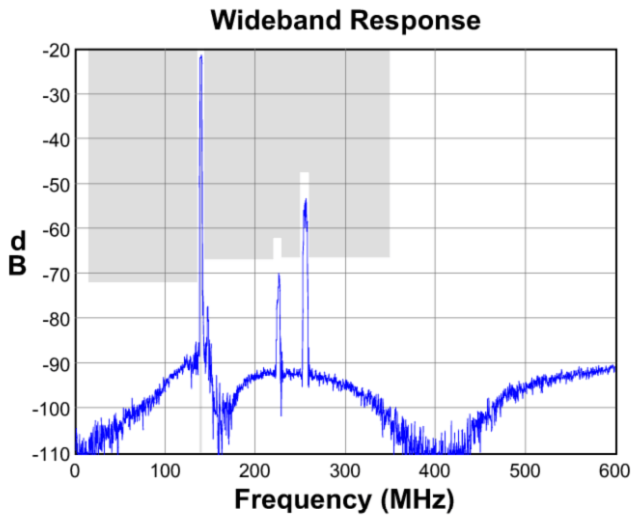
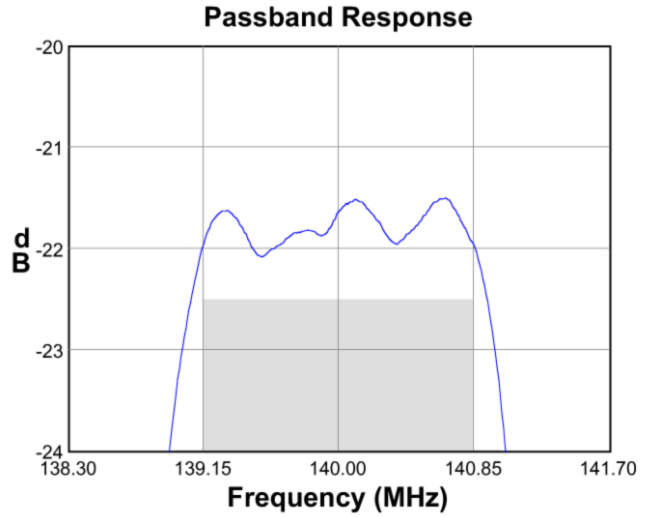
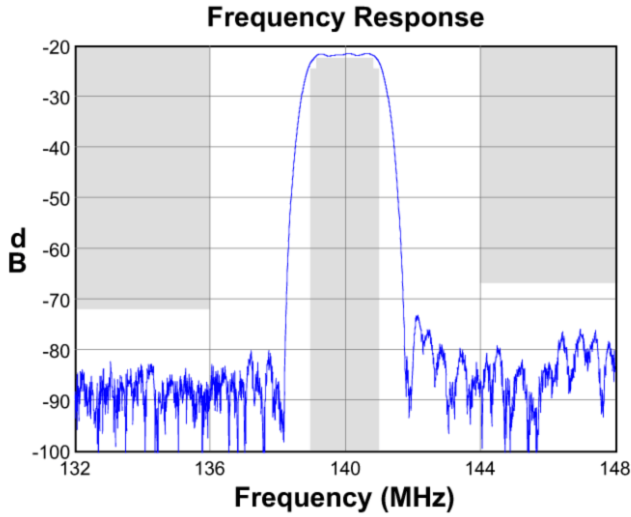
1. All specifications are based on the TriQuint test circuit shown below
2. In production, devices will be tested at room temperature to a guardbanded specification to ensure electrical compliance over temperature
3. Electrical margin has been built into the design to account for the variations due to temperature drift and manufacturing tolerances
4. Typical values are based on average measurements at room temperature
5. Relative to minimum insertion loss
6. This is the optimum impedance in order to achieve the performance shown

Test Circuit:

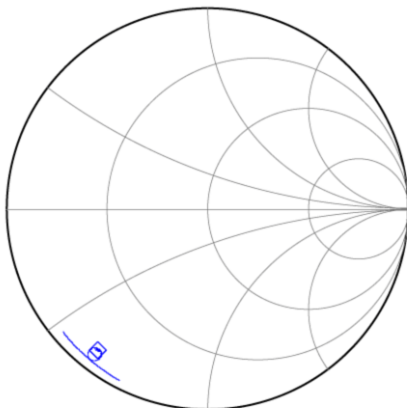
Actual matching values may vary due to PCB layout and parasitics



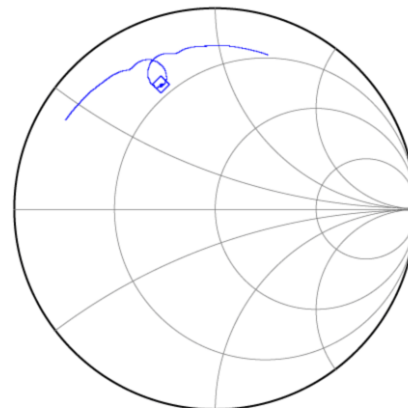
Typical Performance (at room temperature)



Input Smith Chart

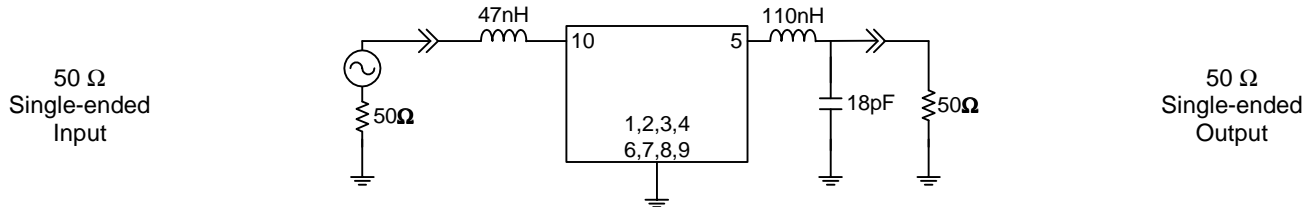


Output Smith Chart

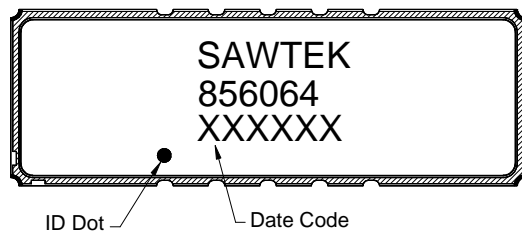


Matching Schematics

Actual matching values may vary due to PCB layout and parasitics

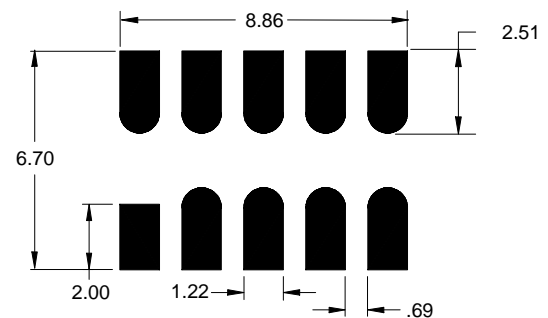


Marking



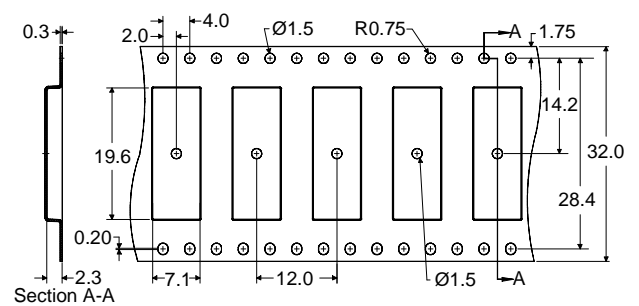
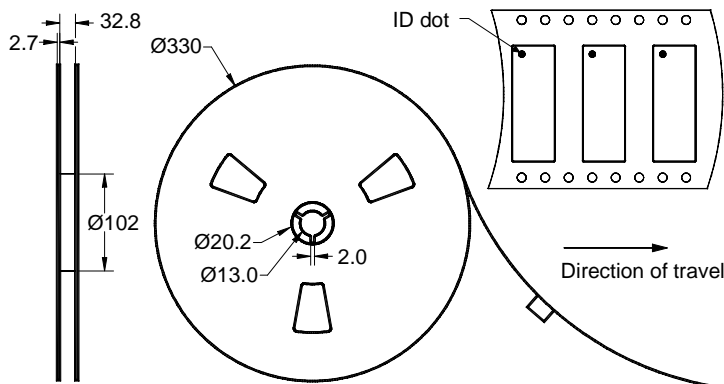
The date code consists of: day of the current year (Julian, 3 digits), last digit of the year (1 digit) and hour (2 digits)

PCB Footprint



This footprint represents a recommendation only
Dimensions shown are nominal in millimeters

Tape and Reel




Dimensions shown are nominal in millimeters
Packaging quantity: 2000 units/reel

Maximum Ratings


Parameter	Symbol	Minimum	Maximum	Unit
Operating Temperature Range	T	0	+70	°C
Storage Temperature Range	T _{stg}	-40	+85	°C

Important Notes

Warnings

- Electrostatic Sensitive Device (ESD) 
- Avoid ultrasonic exposure

RoHS Compliance

- This product complies with EU directive 2002/95/EC (RoHS) 

Solderability

- Compatible with JESD22-B102, Pb-free process, 260C peak reflow temperature ([see soldering profile](#))

Links to Additional Technical Information

[PCB Layout Tips](#)

[Qualification Flowchart](#)

[Soldering Profile](#)

[S-Parameters](#)

[RoHS Information](#)

[Other Technical Information](#)

TriQuint's liability is limited only to the Surface Acoustic Wave (SAW) component(s) described in this data sheet. TriQuint does not accept any liability for applications, processes, circuits or assemblies, which are implemented using any TriQuint component described in this data sheet.

Contact Information

TriQuint 
SEMICONDUCTOR

PO Box 609501
Orlando, FL 32860-9501
USA

Phone: +1 (407) 886-8860
Fax: +1 (407) 886-7061
Email: info-product@tqs.com
Web: www.triquint.com

Or contact one of our worldwide
Network of [sales offices](#),
[Representatives or distributors](#)