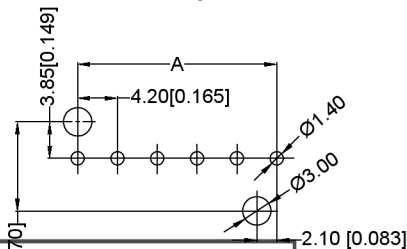
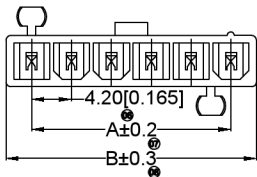
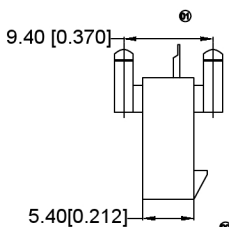
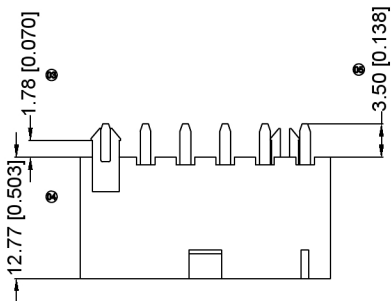
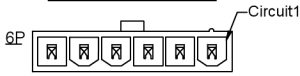
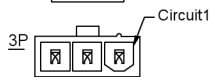
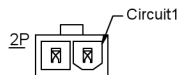


XKB



Specifications:

规格: **XKB**
 Voltage rating: 600V AC/DC
 额定电压: 600V AC/DC
 Current rating: 9A AC/DC
 额定电流: 9A AC/DC
 Withstanding voltage: 1500V AC/minute
 耐受电压: 1500V AC/分钟
 Temperature range: -25°C +85°C
 温度范围: -25°C +85°C
 Insulation resistance: ≥1000MΩ
 绝缘电阻: ≥1000MΩ
 Contact resistance: ≤10mΩ
 接触电阻: ≤10mΩ
 After environmental test fig: ≤20mΩ
 环境测试后: ≤20mΩ



X9357 W V X XX FS XX SN XX

- 01 Series No.
- 02 Category: W-wafer
- 03 Welding Board Angle: V-Straight 180°
- 04 Welding Way: Blank-DIP;
- 05 Row No.-Pin No
XX-02P-06P
- 06 Plug the Pin&Special No:
FS-The hollow needle with positioning column
- 07 Material:
NO-PA66 94V-0;N0-PA66-94V-0
N2-PA66 94V-2
- 08 Plant Category: SN-Bright tin plating
- 09 Color : Blank-natural color

Poles	Dimensions(mm)	
	A	B
02	4.20	9.60
03	8.40	13.80
04	12.60	18.00
05	16.80	22.20
06	21.00	26.40

X9357WV-XXFS-46SN	Nylon 46 UL 94V-0	Brass	Tin-Plated	X9357H
X9357WV-XXFS-N0SN	Nylon 66 UL 94V-0			
X9357WV-XXFS-N2SN	Nylon 66 UL 94V-2			
PART NO	Material	Material(Pin)	Finish(Pin)	Suitable XKB Terminal

Recommended P.C.B Layout
 General Tolerance ±0.05

广东 德科精密五金有限公司
 生 日期
 文件工程章

XKB	DSND	DATE	SCALE: NA	MODEL TYPE:
ANGLAR ±5°	DWN	DATE	VIEW:	X9357WV-XXFS-XXSN
L ≤ 4 ±0.2	CHKD	DATE	UNIT: mm/in	PART NO.: 2.40mm Crimp Style Connectors
4 < L ≤ 16 ±0.3	APPD	DATE	SIZE: A4	DWG NO.:
16 < L ≤ 63 ±0.4	UNSPECIFIED TOLERANCES			
L > 63 ±0.5	XKB INDUSTRIAL PRECISION CO., LIMITED			
			WEIGHT	SHEET
			1.0g	1/1
			REVISION	A0