

ECONOLINE - DC/DC-Converter

RY-0505SCL/DCL Ser., 1W, SIP7, Regul., Current Limit Protection (Single & Dual Output)

RECOM

Selection Guide

Part Number	Input Voltage (VDC)	Output Voltage (VDC)	Output Current (mA)	Input Current		Efficiency (%)
				Full Load	No Load	
RY-0505SCL/DCL	5	5/±5	200/±100	350	20	57
RY-0512SCL/DCL	5	12/±12	84/±42	330	32	61
RY-0515SCL/DCL	5	15/±15	67/±34	322	32	62
RY-1205SCL/DCL	12	5/±5	200/±100	141	10	59
RY-1212SCL/DCL	12	12/±12	84/±42	134	15	62
RY-1215SCL/DCL	12	15/±15	67/±34	132	15	63
RY-2405SCL/DCL	24	5/±5	200/±100	67	6	62
RY-2412SCL/DCL	24	12/±12	84/±42	66	6	63
RY-2415SCL/DCL	24	15/±15	67/±34	66	6	63

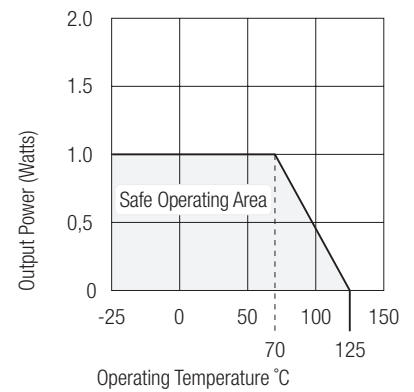


Features

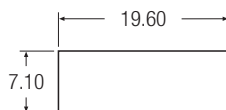
- Internal SMD Technology
- Short Circuit Protection: Current Limit
- Isolation 1kVDC
- No External Components Required
- Regulated Output
- UL94V-0 Package Material

Specifications (Core Operating Area) and Operating Temperature / Derating-Graph

Input Voltage	±10%
Voltage Setpoint Accuracy	±2%
Temperature Coefficient	±0.03%/°C
Short Circuit Protection	Current Limit Protection
Input Filter	Capacitor Type
Line Voltage Regulation	±0.5% max.
Load Voltage Regulation (10% to 100% full load)	±0.5% max.
Ripple and Noise (20MHz BW)	100mVp-p max.
Efficiency at Full Load	50% min.
Isolation Voltage	1.000VDC min.
Switching Frequency at Full Load	100kHz min.
Operating Temperature	-25°C to +70°C (see Graph)
Storage Temperature	-55°C to +100°C
Capacitance	80pF max.

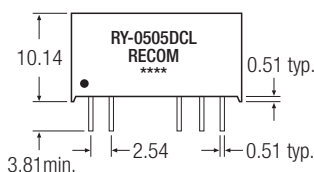


Package Style and Pinning (mm)



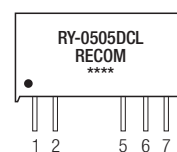
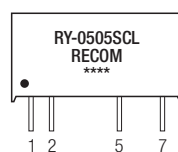
7 PIN SIP Package and Recommended Footprint Details

3rd angle projection



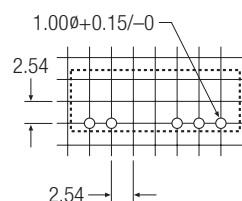
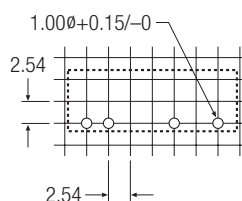
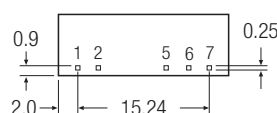
Single Output

Dual Output



Pin Connections

Pin #	Single	Dual
1	+Vin	+Vin
2	-Vin	-Vin
5	-Vout	-Vout
6	No Pin	Com
7	+Vout	+Vout



XX.X ± 0.5 mm
XX.XX ± 0.25 mm