

**TECHNICAL CHARACTERISTICS**

**SPECIFICATION**

- >Rating: 50mA, 12VDC
- >Contact Resistance: Initial: 100mOHM max.  
After Life Test: 1OHM max.
- >Insulation Resistance: min. 100MOHM at 500VDC
- >Dielectric Strength: 250VAC for 1 minute
- >Stroke: 0.25 +/- 0.1 mm
- >Bounce: 10ms max.

**MATERIAL**

- >Cover: Stainless Steel
- >Stem: LCP UL 94V-0
- >Frame: LCP UL 94V-0
- >Contact: Stainless Steel with silver
- >Terminal: brass with silver plating

**SOLDERING INFORMATION**

- >Terminal in SMD version
- >Reflow soldering according to JEDEC J-STD 020 Hot Air
- >Hand soldering under 350°C for 3 sec. max

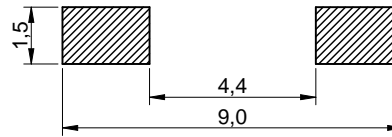
**ENVIRONMENTAL**

- >Storage condition: -40°C ~ +85°C
- >Operation condition: -40°C ~ +85°C
- >Compliance: Lead Free, ROHS, Reach

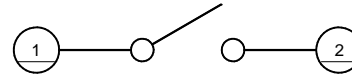
**PACKAGING INFORMATION**

>Tape & Reel

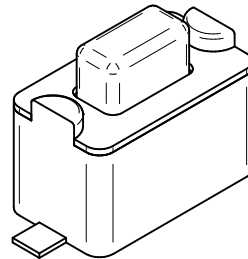
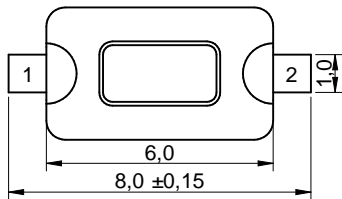
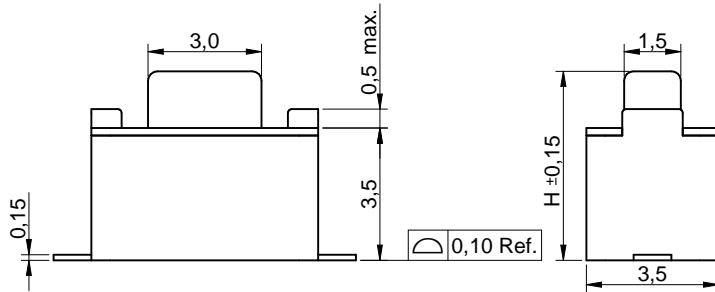
PN	Force	Color of Stem	Life cycle	Height	
				H	H
434 121 xxx 816	160g ± 50gf	Black	50.000	-043	-050
434 111 xxx 826	260g ± 70gf	White	30.000	-043	-050
434 121 xxx 836	360g ± 90gf	Salmon	50.000	-043	-050



P.C.B. Layout



Schematic



Scale - 5:1

This electronic component is designed and developed with the intention for use in general electronics equipments.

Before incorporating the components into any equipments in the field such as aerospace, aviation, nuclear control, submarine, transportation, (automotive control, train control, ship control), transportation signal, disaster prevention, medical, public information network etc. where higher safety and reliability are especially required or if there is possibility of direct damage or injury to human body, Wurth Elektronik must be asked for a written approval.

In addition, even electronic component in general electronic equipments, when used in electrical circuits that require high safety, reliability functions or performance, the sufficient reliability evaluation-check for the safety must be performed before by the user before usage.

		Projection		GENERAL TOLERANCE .x = +/- 0,2 .xx = +/- 0,15		Basic material	
				Date	Name	DESCRIPTION	
				Drawn	10-07-08	Jelisarow	WS-TASV 6,0x3,5mm Tact Switch_SMD version
				Checked	10-07-08	Hsu	
d	remove Contact cladding	14-11-04	DaF				
c	revised MatchCode	14-07-24	AL				
b	Bounce 10ms max.	14-04-11	DaF				
a	warning text	11-10-28	WJ				
REV	FILE	DATE	BY	EDV NO	434131xxx8x6.dft	Scale 5:1	Position
						Drawing.- No. 4341x1xxx8x6	SIZE A4
						System :Solid Edge V20	