

# Customer Information Sheet

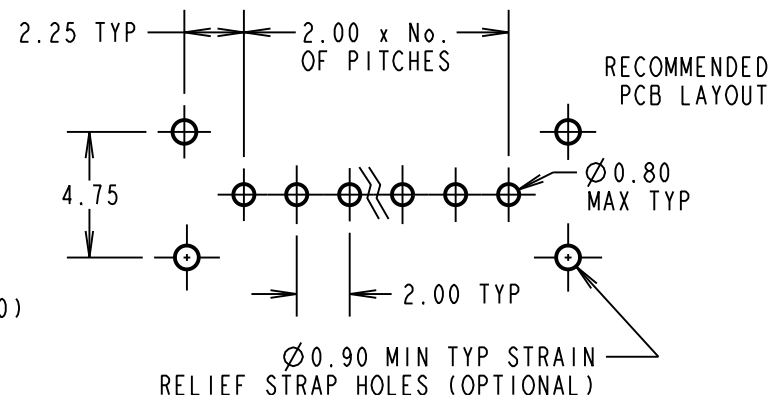
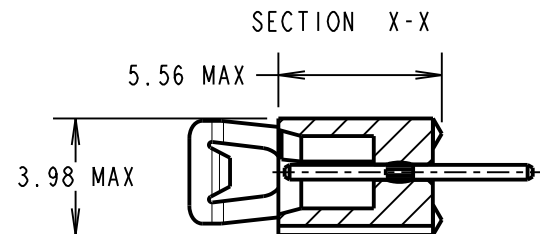
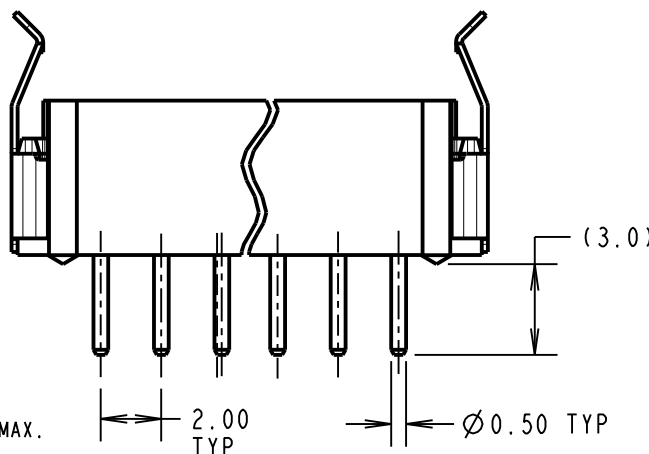
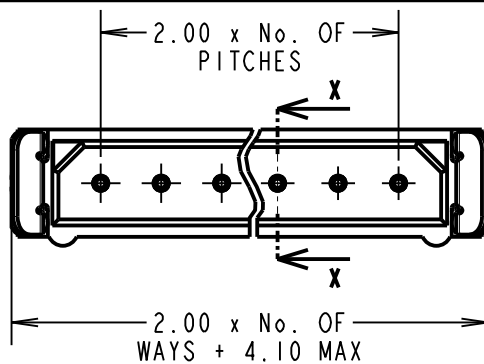
DRAWING No.: M80-882XXXX SHEET 2 OF 2 IF IN DOUBT - ASK © NOT TO SCALE THIRD ANGLE PROJECTION ALL DIMENSIONS IN mm

ORDER CODE:  
**M80-882XXXX**

TOTAL No. OF WAYS  
 02 - 07, 17, 22

FINISH:  
 22 = SELECTIVE GOLD + TIN/LEAD  
 45 = GOLD  
 42 = SELECTIVE GOLD / 100% TIN

**SPECIFICATIONS:**  
**MATERIAL:**  
 MOULDING = POLYAMIDE 46 UL94V-0, BLACK  
 CONTACTS = PHOSPHOR BRONZE  
 LATCHES = BERYLLIUM COPPER  
**FINISH:**  
**CONTACTS:**  
 22 = 0.75µ GOLD ON CONTACT AREA,  
 3µ 90/10 TIN/LEAD ON TAILS  
 45 = 0.75µ GOLD  
 42 = 0.75µ GOLD ON CONTACT AREA,  
 3.0µ 100% TIN OVER NICKEL ON TAILS  
 LATCH = 1.25µ NICKEL  
**ELECTRICAL:**  
 CURRENT RATING (25°C) = 3.0A MAX.  
 CURRENT RATING (85°C) = 2.2A MAX.  
 WORKING VOLTAGE = 800V AC/DC  
 VOLTAGE PROOF = 1200V AC/DC  
 CONTACT RESISTANCE (INITIAL) = 20 mΩ MAX.  
 CONTACT RESISTANCE (AFTER CONDITIONING) = 25 mΩ MAX.  
 INSULATION RESISTANCE (INITIAL) = 1000 MΩ MIN.  
 INSULATION RESISTANCE (AFTER CONDITIONING) = 100 MΩ MIN.  
**MECHANICAL:**  
 DURABILITY = 500 OPERATIONS  
 INSERTION FORCE (∅0.5mm GAUGE) = 2.8N MAX  
 WITHDRAWAL FORCE (∅0.5mm GAUGE) = 0.2N MIN  
**ENVIRONMENTAL:**  
 TEMPERATURE RANGE = -55°C TO +125°C  
**PACKING:**  
 TUBE  
 FOR COMPLETE SPECIFICATION, SEE COMPONENT SPECIFICATION C005XX (LATEST ISSUE)



NOTES:  
 1. 2-OFF STRAIN RELIEF STRAPS M80-0030006 MAY BE USED WITH EACH CONNECTOR.

SB	6	06.03.12	11672
NAME	ISS.	DATE	C/NOTE
APPROVED:		S.BENNETT	
CHECKED:		S.FLOWER	
DRAWN:		I. SANDY	
CUSTOMER REF.:			
ASSEMBLY DRG:			

## HARWIN

www.harwin.com  
 technical@harwin.com

THIS DRAWING AND ANY INFORMATION OR DESCRIPTIVE MATTER SET OUT HEREON ARE CONFIDENTIAL AND COPYRIGHT PROPERTY OF THE HARWIN GROUP AND MUST NOT BE DISCLOSED, LOANED, COPIED OR USED FOR MANUFACTURING, TENDERING OR FOR ANY OTHER PURPOSE WITHOUT THEIR WRITTEN PERMISSION.

**TOLERANCES**  
 X. = ±1mm  
 X.X = ±0.25mm  
 X.XX = ±0.10mm  
 X.XXX = ±0.01mm  
 ANGLES = ±5°  
 UNLESS STATED

**MATERIAL:**  
 SEE ABOVE

**FINISH:**  
 SEE ABOVE

**S/AREA:**  
 mm<sup>2</sup>

**TITLE:** DATAMATE SIL VERTICAL PC TAIL PLUG ASSEMBLY - LATCHED

**DRAWING NUMBER:**  
**M80-882XXXX**

SHT  
 2 OF 2