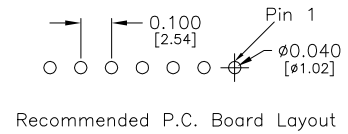
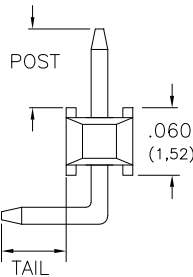
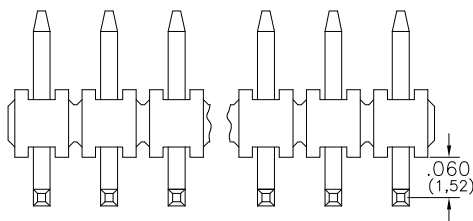
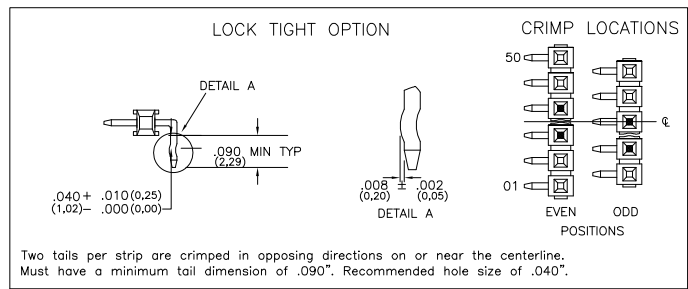
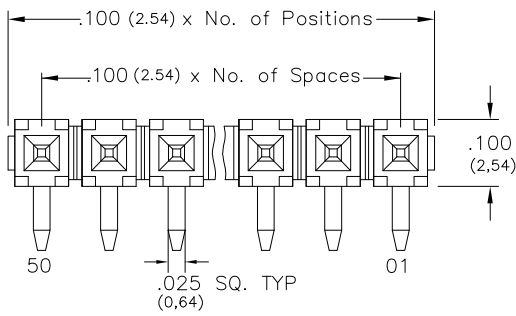


Major League Electronics .100 cl Ultra Low Profile Headers - Custom Right Angle



Tails may be clipped to achieve desired pin length

$$\text{Length (L)} - \text{Post Height (P)} - .150 (3.81) = \text{Tail Length (T)}$$

Ordering Information

ULTSHCR-1 [] - [S] - [] - [] - [] - [] - [] - [] - [] - [LF]

Pins Per Row

01 - 50

Row Specification

S = Single Row

Lead Free

Every Other Pin Filled (.200 Centers)
Leave blank if not needed
E = Filled

Polarized Position
Leave blank if not needed

If required, specify empty pin position, e.g. 012 for Pin 12

Lock Tight "LT" (Optional)
Leave blank if not needed
LT = With

Pin Options				
Max. Post Length	Overall Pin Length			
.090	2.29mm	.330	8.38mm	03
.190	4.83mm	.430	10.92mm	06
.205	5.21mm	.445	11.30mm	08
.216	5.49mm	.456	11.58mm	10
.240	6.10mm	.480	12.19mm	11
.290	7.37mm	.530	13.46mm	14
.390	9.91mm	.630	16.00mm	16
.490	12.45mm	.730	18.54mm	20
.590	14.99mm	.830	21.08mm	22
.690	17.53mm	.930	23.62mm	24
.790	20.07mm	1.030	26.16mm	26
.890	22.61mm	1.130	28.70mm	28

Desired Post Height
Please specify
E.g. .230 (5.84) = 230

Plating Options	
G	- 10µ Gold on Contact area/Flash on Tail
T	- Matte Tin all Over
GT	- 10µ Gold on Contact Area / Matte Tin on Tail
H	- 30µ Gold on Contact Area / Matte Tin on Tail
F	- Gold Flash over Entire Pin

Specifications

Current Rating: 3.0 Ampere

Insulation Resistance: 1000MΩ Min.

Dielectric Withstanding: 600V AC

Contact Resistance: 20 mΩ Max.

Operating Temperature: -40°C to + 105°C

Max. Process Temperature:

Peak: 260°C up to 20 secs.

Process: 230°C up to 60 secs.

Wave: 260°C up to 6 secs.

Manual Solder: 350°C up to 5 secs.

Materials

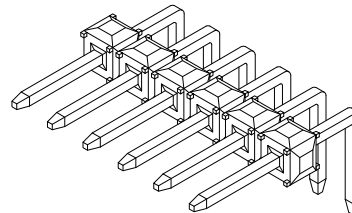
Contact Material: Phosphor Bronze

Insulator Material: Nylon 6T

Plating: Au or Sn over 50µ" (1.27) Ni

Mates with:

BCSS,
BSSH,
BSSHC,
BSSQ,
BSSQC,
BSSQM,
LBCSS,
LSMBC,
LSWSS,
SMBC,
SSHQ,
SSHQR,
SSHR,
SSHS,
SSHSM



Products cut to specific sizes are uncancellable/nonreturnable

Parts are subject to change without notice

ULTSHCR-1-S SERIES

.100 cl Single Row - Right Angle
Ultra Low Profile Header - Custom

24 JAN 07

Scale
NTS

UNLESS OTHERWISE SPECIFIED
DIMENSIONS IN INCHES (MM)
TOLERANCES ARE:

ONE PLACE DECIMALS ±.100
TWO PLACE DECIMALS ±.010
THREE PLACE DECIMALS ±.005
FOUR PLACE DECIMALS ±.0020
ANGLES
±5°



4235 Earnings Way, New Albany, Indiana, 47150, USA
1-800-782-3486 (USA/Canada/Mexico)

Tel: 812-944-7244

Fax: 812-944-7268

E-mail: mle@mlelectronics.com

Web: www.mlelectronics.com

Edition
1

Sheet
1/1