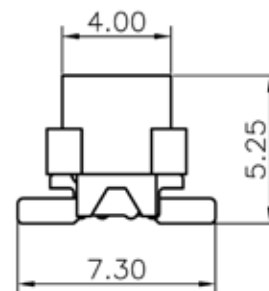
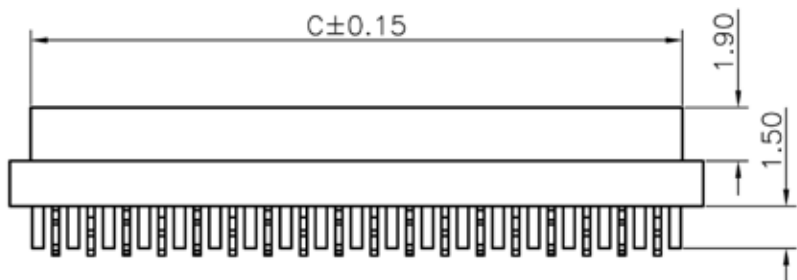


### Specifications:

- Current Rating: 1.5A AC/DC
- Voltage Rating: 230V AC/DC
- Contact Resistance: 20m ohm. Max.
- Insulation Resistance: 1000M ohm. Min.
- Withstanding Voltage: 500V AC For One Minute
- Operating Temperature Range: -40°C ~ +105°C
- Material and Finish
- Insulator: High Temp. Plastic (UL94V-0)
- Contact: Phosphor Bronze
- Finish: Tin Plated

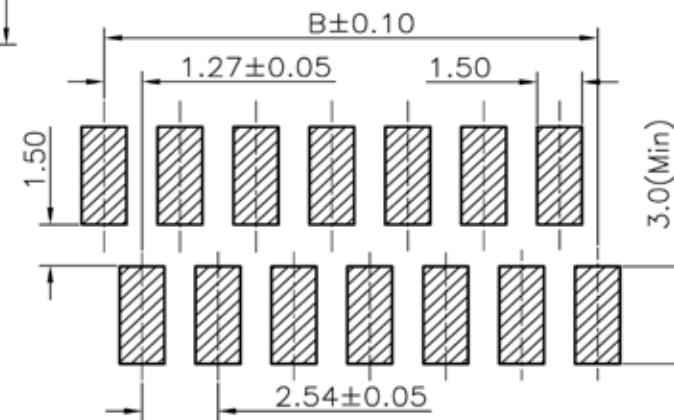
### How to Order



### TMM-X-X-XX-X

- |                       |                                                     |
|-----------------------|-----------------------------------------------------|
| <b>Type</b>           | <b>Packaging</b>                                    |
| 1-IDC Male            | 1 - Tape & Reel with vacuum cap                     |
| 2-IDC Plug            | 2 - Tube                                            |
| 3-DIP Male Straight   | 3 - Bag                                             |
| 4-DIP Female Straight | 4 - Tape & Reel without vacuum cap                  |
| 5-DIP Female R/A      | <b>Number of Positions</b>                          |
| 6-SMT Female Straight | 04, 06, 08, 10, 12, 14,<br>16, 18, 20, 22, 24 or 26 |
| <b>Locking System</b> |                                                     |
| 0-without lock        |                                                     |
| L-with lock           |                                                     |

Pos	A	B	C	Pos	A	B	C
4	7.00	3.81	5.60	16	22.24	19.05	20.84
6	9.54	6.35	8.14	18	24.78	21.59	23.38
8	12.08	8.89	10.68	20	27.32	24.13	25.92
10	14.62	11.43	13.22	22	29.86	26.67	28.46
12	17.16	13.97	15.76	24	32.40	29.21	31.00
14	19.70	16.51	18.30	26	34.94	31.75	33.54



PCB Layout



TOLERANCE (mm)	APPROVALS	DATE	TITLE	AMPHENOL Amphenol European Design Center
X. ±0.3	DRAWN Stephane	2009/10/07	TMM Series SMT Female Straight	
X.X ±0.2	CHECKED Rob	2009/10/07		
X.XX ±0.15	APPROVED Rob	2009/10/07		
UNLESS OTHERWISE SPECIFIED	UNIT: mm		SIZE: A4 DRAWING N° TMM-6-0-XX-X	REV. E