

Compensated High Current Choke, 3-phase



Description

- Current compensated choke
- 3-phase choke
- Flexible wire
- Flange for mounting onto printed circuit board
- Fully potted resin

Standards

- EN 60938
- IEC 60950
- EN 55011/55014
- VDE 0871/0875

Applications

- Placed in front of frequency converter
- Stepper motor drives
- UPS-systems
- Inverter

References

[General Product Information](#)

Weblinks

[Approvals](#), [RoHS](#), [CHINA-RoHS](#), [e-Store](#), [Distributor-Stock-Check](#)

Technical Data

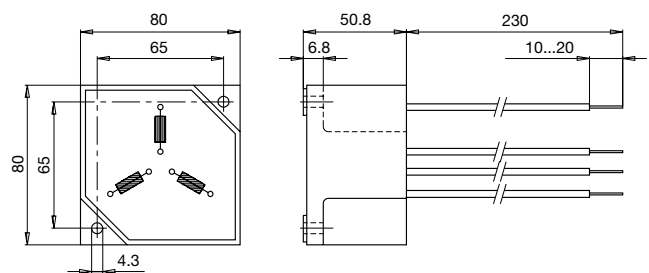
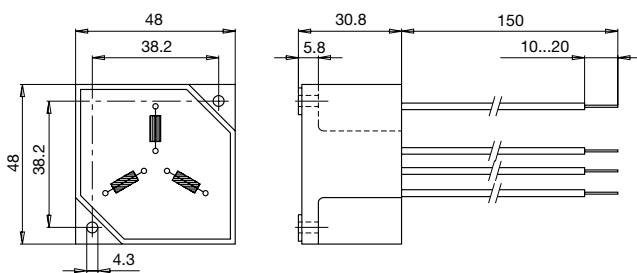
Rated voltage	up to 540 VAC
Rated voltage	up to 760 VDC
Rated Current	10 - 50 A @ Ta 40 °C
Rated inductance	0.6 - 5 mH, Tol. -30% +50%
Power Operating Frequency	50 - 400 Hz
Terminal technic	Flexible wire
Weight	145 - 1864 g
Material: Housing	UL 94V-0
Sealing Compound	UL 94V-0

Test Voltage	2.5 kV, 50 Hz, 2 sec, winding to winding
Isolation Voltage	2.5 kV eff., 50 Hz, 2 sec, winding to ambient
Climatic Category	25/100/21 acc. to IEC 60068-1
Allowable Operation Temp.	-25 °C to 100 °C

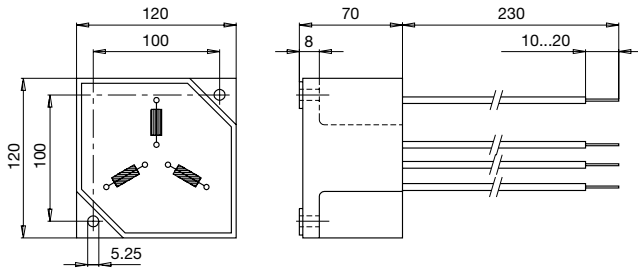
Dimensions

Case 29-3W

Case 31-3W



Case 33-3W



Variants

I_n [A]	L_n [mH]	R_{Cu} [mΩ]	Tripped Power Dissipation [W]	f_{RES} [MHz]	Copper ϕ [mm]	Weight [g]	Housing	Packing unit [pcs.]	Order Number
10	2.5	15	4.5	0.5	1.25	145	29-3W	6	DKIP-0329-1002
15	1	7	4.7	0.6	1.6	145	29-3W	6	DKIP-0329-1501
20	0.6	5	6	2.6	1.8	145	29-3W	6	DKIP-0329-20D6
10	5	32	9.6	0.22	1.25	526	31-3W	2	DKIP-0331-1005
15	2	13	8.8	0.44	1.6	544	31-3W	2	DKIP-0331-1502
20	1	8	9.6	0.68	1.8	544	31-3W	2	DKIP-0331-2001
25	4	12	22.5	0.18	2	1830	33-3W	1	DKIP-0333-2504
36	2	7.6	29.5	0.25	2.36	1831	33-3W	1	DKIP-0333-3602
50	1	4	30	0.5	1.5 x 4.5	1864	33-3W	1	DKIP-0333-5001