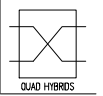


QHM-2 Series 90° POWER DIVIDERS / COMBINERS

1 to 500 MHz / 10% Bandwidth / Low Insertion Loss / Lumped Element Circuitry / SMA Connectors



Phasing Diagram - A				
	1	2	3	4
1		0°	-90°	Isol
2	0°		Isol	-90°
3	-90°	Isol		0°
4	Isol	-90°	0°	

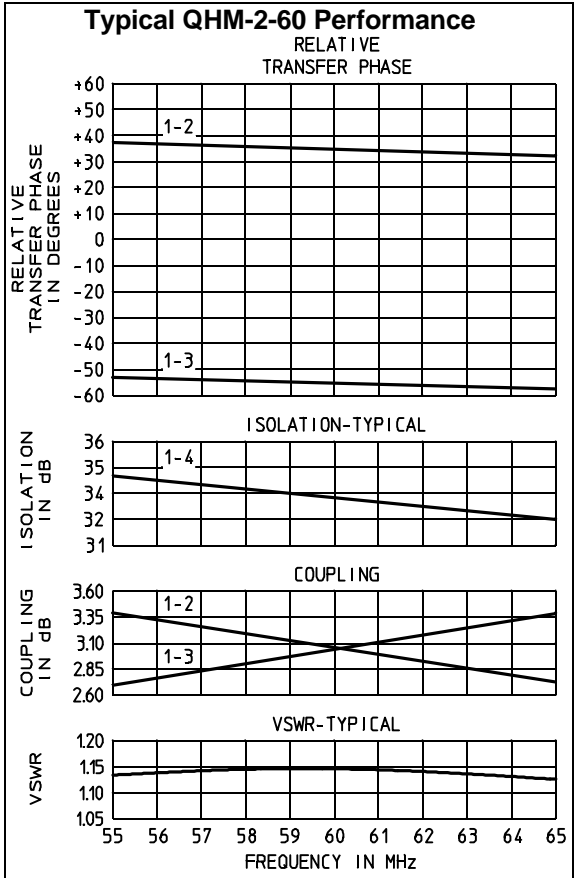
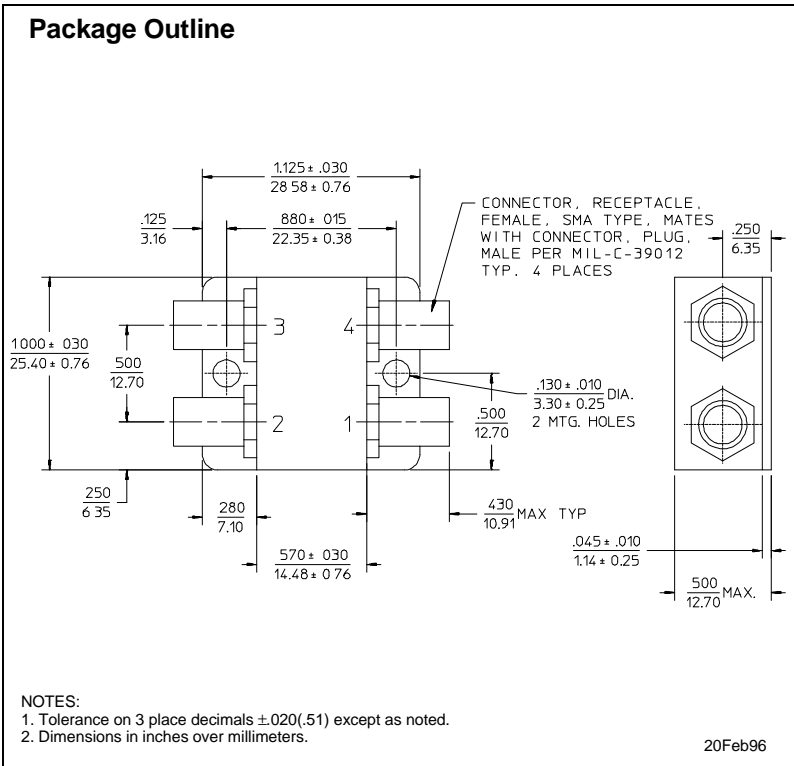
<u>PRINCIPAL SPECIFICATIONS</u>		
Model Number	Center Frequency, f_0	Usable Bandwidth, MHz
QHM-2-60	60 MHz	57 - 63
QHM-2-***B	1 to 500 MHz	$f_0 \pm 5\%$

For complete Model Number replace *** with desired Center Frequency, f_0 in MHz.

General Notes:

1. The QHM-2 series of 3 dB quadrature hybrids covers 1 to 500 MHz using lumped element designs for high performance in a conveniently sized package.

<u>GENERAL SPECIFICATIONS</u>	
Coupling:	- 3 dB nom.
Isolation:	25 dB min.
Insertion Loss:	0.3 dB max.
Phase Tolerance:	$90^\circ \pm 3^\circ$ max.
Amplitude Balance:	0.6 dB max.
Impedance:	50 Ω nom.
VSWR:	1.3:1 max.
CW Input:	1 Watt max.
Weight:	0.75 oz. (21g) nom.
Operating Temperature:	- 55° to +85°C



For further information contact **MERRIMAC / 41 Fairfield Pl., West Caldwell, NJ, 07006 / 973-575-1300 / FAX 973-575-0531**