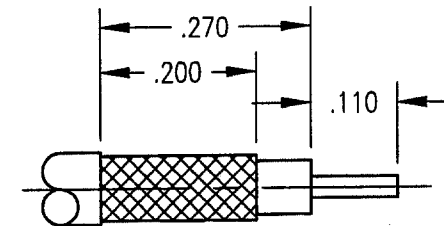
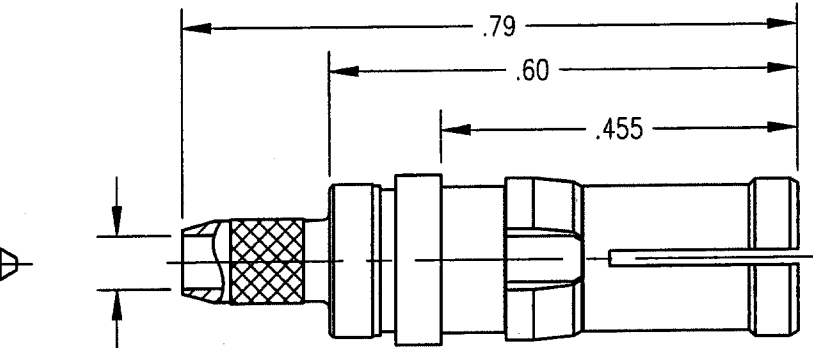
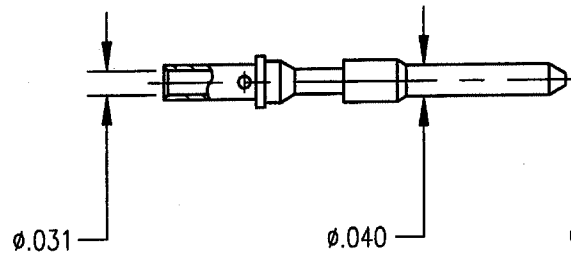
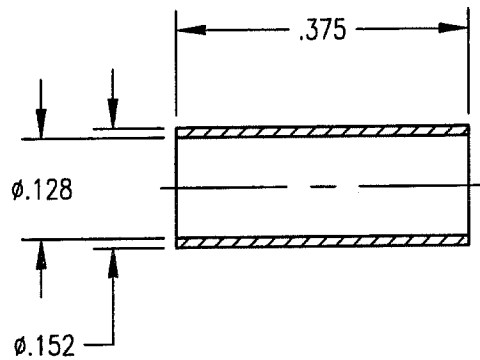


DWG. NO.		261-910-0632C	
REV	DESCRIPTION	BY	APPD
A	RELEASED PER NPR 1837A	7/28/00	<i>[Signature]</i>



TRIMMING DIMENSIONS

NOTES:

1. MATERIALS:

- FRONT BODY: BERYLLIUM COPPER PER ASTM B196
- CLIP RING: BERYLLIUM COPPER PER ASTM B194
- INSULATOR: TEFLON PER ASTM D1710
- ALL OTHER METAL PARTS: BRASS PER ASTM B16

2. FINISH:

- BODIES AND CONTACT: .000015 MIN. GOLD PER MIL-G-45204 OVER
.000050 MIN. NICKEL PER QQ-N-290
- CLIP RING: .000100 MIN. NICKEL PER QQ-N-290 OVER
COPPER FLASH
- FERRULE: .000100 TIN PER MIL-T-10727 OVER
COPPER FLASH

- 3. FOR USE WITH RG-316 CABLE OR EQUIVALENT.
- 4. FOR CABLING PROCEDURES USE CAP 9-07 WITH ABOVE TRIMMING DIMENSIONS.
- 5. CRIMP FERRULE USING .128 HEX DIE.

PER ASME Y14.5M-1994 UNLESS OTHERWISE SPECIFIED: DIMENSIONS ARE IN INCHES OR INCHES/MM		Litton																	
TOLERANCES: DECIMALS .XX $\pm .01/0.254$.XXX $\pm .005/0.127$ ANGLES $\pm 2^\circ$		Winchester Electronics/RETCONN 400 Park Road Waterbury, Connecticut 06725																	
SCALE: 4:1		TITLE RDM CRIMP/CRIMP RECEPTCLE WITH CAPTIVE CENTER CONTACT																	
CUSTOMER DRAWING	<table border="1"> <tr> <td>DRAWN</td> <td>DATE</td> <td>CHECKED</td> <td>DATE</td> </tr> <tr> <td>JWH</td> <td>5/19/00</td> <td>JED</td> <td>5/19/00</td> </tr> <tr> <td>APPROVED</td> <td>DATE</td> <td>APPROVED</td> <td>DATE</td> </tr> <tr> <td>JMC</td> <td>5/19/00</td> <td>JHT</td> <td>5/19/00</td> </tr> </table>			DRAWN	DATE	CHECKED	DATE	JWH	5/19/00	JED	5/19/00	APPROVED	DATE	APPROVED	DATE	JMC	5/19/00	JHT	5/19/00
DRAWN	DATE	CHECKED	DATE																
JWH	5/19/00	JED	5/19/00																
APPROVED	DATE	APPROVED	DATE																
JMC	5/19/00	JHT	5/19/00																
A		261-910-0632C	SHT. OF REV. 1 1 A																